

S I N C L A I R

QL

WORLD

BATTERY  
BACKUP  
SYSTEMS

Every Month £1.25 October 1987

DENMARK DKR 40.00

GERMANY DM 9.00

NETHERLANDS DFL 9.25



Artificial  
game  
play

DIY window  
blocks



# CAMBRIDGE SYSTEMS TECHNOLOGY



24 Green Street, Stevenage, Herts SG1 3DS  
Telephone: Stevenage (0438) 352150

## THOR

## THOR 20

## THOR 21

NEW

### MONITORS

### QDisc Interface

### RAM Plus

The Thor Computer System is a professional business machine designed with the user and his future requirements in mind. Cambridge Systems Technology have developed several models making the Thor extremely versatile: the single NEC 3.5in. floppy version with or without a 20M SCSI Winchester in addition to the dual floppy model packaged in a stylish metal case. The Thor is equipped with 640K RAM, parallel and serial printer ports, battery-backed clock and a separate IBM style (PC-AT) keyboard. Supplied free with the Thor is a specially commissioned version of the award winning Psion Xchange(\*) software suite and a comprehensive manual. Special features of the Thor include multitasking at a single key-stroke and enhanced screen windowing representing excellent value for money.

The Thor 20 Computer System is the newest development from Cambridge Systems Technology, the very latest in high-speed processing. Based on the Motorola MC68020 processor, the Thor 20 delivers on average three times the computing power of the Thor. It is available with a choice of two clock speeds: 12.5 MHz (standard) or 16.7 MHz. The Thor 20 package includes a suite of development software comprising a specially commissioned macro assembler by Talent Computer Systems and a linker by GST in addition to the Psion Xchange(\*) business software together with full supporting documentation. The Thor 20 Computer System provides a substantially higher performance than the Thor at a very cost-effective price.

The Thor 21 Computer System is designed for 'number crunching' applications. Based on the 68020 processor and additionally incorporating the MC68881 floating point coprocessor, the performance of floating point operations are dramatically improved - taking only 1% of the time taken without the coprocessor. This system is essential for a wide range of scientific and engineering applications and only costs an additional £201.25 (inc VAT).

CST now offer a choice of monochrome or colour monitor suitable for use with the Thor range of computers. The Microvitec 1451/DQT 14" colour monitor includes interface lead and a tilt and swivel base. The Phillips 7502 12" monitor has a dark anti-glare screen, horizontal/vertical size adjustment, position adjustment, brightness and contrast adjustment and a foldable foot. Both of these monitors have been selected by CST from the wide array of available monitors for their superior performance and reliability when used with the Thor computer range.

The best-selling floppy disk interface is fitted with a 16K EPROM containing many 'Toolkit' extensions, and CST's Ram Drive 2. It may be used with most 3.5 or 5.25 floppy disc drives. CST's own twin slimline double sided 80 track 3.5 units being exceptional value for money, with 720K of formatted storage per drive. The Toolkit provides a wide range of SuperBASIC commands and functions designed to improve access to the powerful facilities of the QL without the need for machine-code programming. Job control is made easier, files can be used for random access, alternative character sets can be produced, 'wild cards' can be used in file operations, etc.

The Ram Drive device driver allows free memory to be used as though it were a very high speed disc, in fact the fastest such device when used with the RAM-plus. Ideally used for the storage of temporary results, or multiple screen images for animated displays, it also eases the copying of files in single disc systems. The Ram Drive can only use memory which is free, so the full advantage is only felt if the QL is equipped with additional memory. Built into QDisc 4 and Thor, the Ram Drive is also available on 3.5in. and 5.25in. floppy disc.

The CST RAM-plus unit expands the available memory of the QL to the limit of 640K. Using high grade 256K memory devices, this unit is the only one which offers the high performance of no wait-state operation. Housed in a rugged metal case, the RAM-plus unit has an expansion slot which duplicates the QL's, allowing any other CST peripheral to be used. Among the advantages derived from using the RAM-plus are the performance improvements of software and storage devices, and the ability to multitask several programs at once.

\* Xchange is a Trade Mark of Psion Ltd.

Please supply:-

	UK inc VAT	Overseas
Qdisc Interface 4 (3.5in. util. disc)	£79.95	£72.70
Qdisc Interface 4 (5.25in. util. disc)	£79.95	£72.80
QEP-III Eprom programmer (QL/THOR)	£129.95	£116.00
RAM-plus 512K QL memory	£139.95	£125.20
CST Dual 3.5in. cased floppy discs	£219.95	£200.40
CST Q-488 GPIB instrument interface	£224.25	£198.40
CST QDISC SCSI interface	£230.00	£203.40
Qdisc 4 + dual 3.5in drives	£275.00	£249.40
Qdisc 4, RAM-plus + dual 3.5in. discs	£405.00	£363.60
3.5in Utility disc inc. Ram Drive 2	£10.00	£10.00
5.25in. Utility disc inc. Ram Drive 2	£10.00	£10.00
Eprom V1.16 for issue 2/3 Qdisc	£15.00	£15.00
Eprom V1.19 for issue 4 Qdisc	£15.00	£15.00
Thor 1F (Single floppy)	£688.85	£650.00
Thor FF (Dual floppy)	£803.85	£750.00
Thor WF (Winchester + floppy)	£1608.85	£1450.00
Thor 20 1F (Single floppy)	£1292.60	£1179.00
Thor 20 FF (Dual floppy)	£1407.60	£1279.00
Thor 20 WF (Winchester + floppy)	£2212.60	£1979.00
Thor 21 1F (Single floppy)	£1493	£1354.00
Thor 21 FF (Dual Floppy)	£1608.85	£1454.00
Thor 21 WF (Winchester + Floppy)	£2413.85	£2154.00

Available as an upgrade for existing Thor owners.  
For floating point option contact CST.

#### For the Thor Range:

Phillips Monitor (Monochrome)	£92.95	£80.83
Microvitec Monitor (Colour) + Tilt Stand	£295.00	£256.52
Additional 12m Service contract (1F & FF)	£86.25	£75.00
Additional 12m Service Contract (WF)	£115.00	£100.00
Beige Mouse	£63.94	£57.60
Psion Chess	£24.95	£22.70

Export administration £5.00   
Airmail outside Europe £5.00

Prices are inclusive of carriage  
CST reserve the right to alter prices and specifications without prior notice

Please complete in full

Name .....

Address .....

Post Code..... Telephone .....

I enclose a cheque/PO of £ .....

Please deduct my Access/Mastercard/Eurocard/Diners Club/Vector a/c

Card No.

Expiry Date .....

Signature .....



SINCLAIR



*Editor*  
 Marcus Jeffrey  
*Sub Editor*  
 Harold Mayes MBE  
*Production Manager*  
 Nick Fry  
*Designer*  
 Chris Winch  
*Arts Editors*  
 Jim McClure  
 Neil Tookey  
*Advertisement Manager*  
 Perry Trevers  
*Assistant Advertisement Manager*  
 Jonathon Manning  
*Classified Sales Executive*  
 Carol Staniland  
*Magazine Services*  
 Sheila Baker  
 Anna Morrison  
*Copy Controller*  
 Serena Hadley  
*Managing Editor*  
 Brendon Gore  
*Publisher*  
 Paul Coster BSc  
*Financial Director*  
 Brendan McGrath  
*Managing Director*  
 Richard Hease  
*Microdrive Exchange 089 283 4783/2952 (2 lines) TIL*

**Sinclair QL World**  
 Greencoat House  
 Francis Street  
 London SW1P 1DG  
 Telephone 01-834 1717  
 Fax 01-828 0270  
 Telex 9419564 FOCUS G  
 ISSN 0268067X

Unfortunately, we are no longer able to answer enquiries made by telephone. If you have any comments or difficulties, please write to The Editor, Open Channel, Trouble Shooter, Technical Helpline or Psion Solutions. We will do our best to deal with your problem in the magazine, though we cannot guarantee individual replies.

Back issues are available from the publisher price £2 U.K. £2.75 Europe. Please telephone 089 283 4783 to check availability.

Published by Focus Magazines Ltd, London

Distributed by Quadrant Published Services, Sutton.

Subscription information from: TIL, PO Box 74, Paddock Wood, Tonbridge, Kent TN12 6DW.

(£15 U.K. £30 Europe. £45 rest of the world).


Typesetting by Jigsaw & Contemporary Graphics Ltd  
 Printing by Benham & Co Ltd

©COPYRIGHT SINCLAIR  
 QL WORLD — 1987

# CONTENTS

OCTOBER 1987

7	<b>QL SCENE • All the latest gossip.</b>
8	<b>OPEN CHANNEL • More musings from the editor's letters.</b>
10	<b>TROUBLE SHOOTER • Out in the market.</b>
12	<b>BATTERY BACK-UPS • The price of power.</b>
16	<b>ARTIFICIAL INTELLIGENCE • Draughts, the beginning.</b>
20	<b>SUPERBASIC • Professional program writing</b>
25	<b>EDUCATION • Not all kids' stuff.</b>
31	<b>SOFTWARE FILE • Three of the latest</b>
36	<b>UTILITY FILE • For your software needs.</b>
41	<b>DIY TOOLKIT • Colourful windows made easy.</b>
44	<b>TECHNICAL HELPLINE • Tricky questions answered.</b>
48	<b>THE PROGS • Help the stranded alien.</b>
56	<b>MICRODRIVE EXCHANGE • Bigger and bigger.</b>



## NEXT MONTH

### Of Mice and Machines


We look in depth at the mice, the interfaces and the software available for the QL. How accurate are they? How compatible are they? Internal or external upgrade? We give you the facts, the figures and much more.

### Stars & Stripes

The QL in the U.S. How does it sell? Some of the US advertisements would see to rank the QL in the same league as, say, a top-of-the-range Cray. We look at the American market and the future of the machine in the States. We will also have reviews of some stateside software.

Introducing

# QTALK



<b>PRICE</b>	
Qtalk	£75.00
VAT	£11.25
Post/Packaging	£ 2.25
<b>Total</b>	<b>£88.50</b>

## Qtalk Applications

- 1) **Health**
  - a viable solution to speech impairment/impediment
  - allows the blind to write documents and programs
- 2) **Education**
  - an excellent tool for teaching the relationship between the written and the spoken word
  - a valuable aid to those assisting the dyslexic or for students with reading problems
  - an amazing new method for teaching or learning the translation of one language to another
  - touch typing made easy with keyboard echo
- 3) **Industry**
  - enables verbal output of readings/warnings from independent peripherals. (BUS, IEEE, RS232 etc)
  - can be used to give instructions to an operator
  - could be set up as an answerphone or entryphone
- 4) **Entertainment**
  - allows the user to verbally list programs while checking them against a hardcopy listing
  - can be made to hum musical tunes
  - provides a whole new dimension to computer games

## Hardware Features

### RS232C, Selectable baud rate, DCE or DTE

- will operate on any computer with an RS232 port
- at any standard baud rate
- does not tie up the expansion port

### Three adjustable presets:

- allows adjustment of Volume, Pitch and Pitch range (16 levels)

### Black Eurocard enclosure, QL plug, power lead, socket and serial cable

- simply plugs in between your power supply and QL
- maintains the integrity of your computer system

(Note. CST Thor version is powered through the serial lead)

## Software Features

### Full 68000 Text To Speech software incorporating 16 levels of pitch.

- lightning fast conversion of any string into speech
- any multi syllable word may be split, with different syllables spoken at differing levels of pitch, allowing intonation
- 20K of code. Will work on standard (128K) machine and Thor

### Built in Exception Table (BET)

- certain words defy all logic and no amount of rules can cater for these. Therefore, their pronunciation has been permanently set in an exception table. eg 'thorough', 'ghoti', 'Lbytes', 'flip'

### Size selectable User Exception Table (UET)

- Users can set up their own table of any size and fill it with their own words/pronunciations. This overrides words in the built in table therefore allowing translation of languages. This table can be saved and reloaded for later use.

### Over 400 rules to convert text to speech.

- If the word or string is not found in either table it will be pronounced via a sophisticated set of rules.

### Full Device driver implementation.

- a new device called 'QTK' is added to the QL's list of devices. This means that you can use all of the built in basic keywords to send information to QTALK. eg PRINT, LIST, DIR, COPY etc. and also use QTALK with other computer languages (PASCAL, FORTRAN etc)
- a set of clever superbasic extensions is also included to make QTALK a breeze to use
- may be set to pronounce or ignore punctuation

### Multitasking screen editor

- can be called up any time to set up and add, alter or delete words from the User exception table. Comprehensive on screen help.
- Hopefully the last word in QL clocks — talking time and date

Many more thoroughly documented features


## ALIEN HIJACK

The year is 2003 and you are working on the S.P.C. Forward, as ship's engineer. On the 23rd day you are attacked by an alien space ship and all hell breaks loose. You must regain control of your ship, against some mighty tough opposition.

The first TALKING game for the Sinclair QL. Possibly the most amazing QL graphics seen to date

- 3D graphics
- Full 68000 code
- 192 colour screens
- fast, dynamic, challenging
- talking hero and aliens

**Note.** Alien Hijack does not require QTALK to run but it certainly makes it a lot more fun. Works on a 128K QL.



<b>PRICE</b>	
Alien Hijack	£15.00
VAT	£ 2.25
Post/Packaging	£ 1.00
<b>Total</b>	<b>£18.25</b>


## PUZZLE MANIA

Your mission, should you decide to accept, is to journey about the danger ridden cells of Maniaville to retrieve the lost loot of Lawless Lenny. Several obstacles will attempt to thwart your progress and only the smartest gamer will survive.

The second TALKING game for the Sinclair QL

- full 68000 code — 40 colour screens — fast, arcade action
- spoken clues to help you win (if you are good enough)
- almost impossible to beat — a really addictive challenge

**Note.** Puzzle Mania can operate without QTALK but is much more fun with it.



<b>PRICE</b>	
Puzzle Mania	£10.00
VAT	£ 1.50
Post/Packaging	£ 1.00
<b>Total</b>	<b>£12.50</b>

## Special Introductory Offer

Buy QTALK, PUZZLE MANIA and ALIEN HIJACK and receive £5.00 discount pre VAT total (offer closes 31st Nov 1987)

Name \_\_\_\_\_

Address \_\_\_\_\_

Please rush me \_\_\_\_\_

for my **QL/THOR** (cross out one which does not apply)  
with software on 3 1/2" **disc/mdv** (cross out one which does not apply)

I enclose a **bank cheque** for £ \_\_\_\_\_  
or please debit my **Access/Visa card** (cross out one which does not apply)

Card number

Expiry date \_\_\_\_\_ Signature \_\_\_\_\_

I appreciate that no funds will be deposited until despatch of goods. Please allow up to 21 days for delivery (airmail).

## Maxtronics R&D Ltd

(New Zealand)

### ORDERS TO:

CHI — SOFT: 20 Chandos Way, Welgarth Road, Hampstead, London NW11 7HF, Great Britain. Telephone (01) 458-7249.

or  
Maxtronics R & D Ltd: 26A Conway Street, Christchurch 2, New Zealand. Telephone (64-3) 325-546

# TURBO V2.0

THE NEW TURBO V2.0 SUPERBASIC COMPILER IS A VERY SOPHISTICATED (THOUGH SIMPLE TO USE) SYSTEM THAT CONVERTS YOUR BASIC PROGRAMS INTO M68000 MACHINE CODE. IT REQUIRES NO KNOWLEDGE OF PROGRAMMING OR MACHINE LANGUAGE ON THE PART OF THE USER. TURBO V2.0 IS MUCH MORE USER-FRIENDLY THAN ANY OF ITS V1.X PREDECESSORS. IT HAS AN INCREDIBLE 196 (ONE HUNDRED AND NINETY SIX !!!) DISTINCT COMPILER OPTIONS TO ALLOW YOU EASY, AUTOMATIC FINE-TUNING OF THE PROGRAM. PREVIOUS VERSIONS OF TURBO HAD LESS THAN 20. THERE IS ALSO MUCH GREATER (800%) COMPATIBILITY WITH THE THOR AND EVEN WITH SEVERE AND HOSTILE OPERATING ENVIRONMENTS. THE DETAILED MANUAL HAS BEEN REVISED AND IMPROVED. THE TOOLKIT HAS BEEN EVEN FURTHER EXTENDED. THE APRIL/SEPTEMBER ISSUES OF QL WORLD CONCLUDED THAT V1.12/1.13 WERE THE BEST, FASTEST COMPILERS - THREE VERSIONS ON, V2.0 IS LIGHT YEARS AHEAD!

## OVERVIEW

**TURBO IS PROBABLY THE FASTEST AND MOST FLEXIBLE BASIC COMPILER AVAILABLE ON ANY MICRO, AND IS THE SUPREME QL COMPILER. THE PACKAGE INCLUDES THE SPECTACULAR 180 ROUTINE TURBO TOOLKIT. THE TURBO SYSTEM COSTS £99.95**

(TOOLKIT ALSO SOLD SEPARATELY FOR £29.95)

**SUPERCHARGE** owners may upgrade to **TURBO** system during October for just £65. Send the **SUPERCHARGE** manual + n/c and your lenslok. If you don't need the speed and features of **TURBO**, **SUPERCHARGE V1.19** at £49.95 is a classic bargain!

**SUPER ARCADIA £9.95**  
THE MOST SENSATIONAL ARCADE GAMES

**GAMES!**

**SUPER BACKGAMMON**  
FOR £12.95 WHAT MORE COULD YOU ASK?

**BLOCKLANDS £9.95**  
AN ADDICTIVE MIND GAME... GREAT!

**DROIDZONE £9.95**  
SIMPLY MIND NUMBING

**SUPER REVERSI £9.95**  
THE ULTIMATE IN BOARD GAMES

# EDITOR V1.17 V2.0 SPECIAL

QUILL IS A BEGINNER'S STORY; EDITOR IS THE REAL THING! SUPERB FILE HANDLING CAPABILITIES - IT CAN HANDLE DOCUMENTS, PARTS, LISTS, OL SCREENS - EVEN EDITOR ITSELF! ON-SCREEN HELP, MASSIVE CONFIGURATOR WHICH ALLOWS YOU TO SET DEFAULTS FOR EVERYTHING, FULL MULTITASKING COMMAND FILES, COMMAND FILES WITH PARAMETERS, OVER 100 COMMANDS - AND IS AN INCREDIBLE 30-200 TIMES FASTER THAN QUILL! COMPARE WITH TURBO QUILL WHICH IS AT BEST 1.2-1.4 TIMES FASTER THAN QUILL! EVERYTHING HAPPENS INSTANTLY. A FULL PRINTER DRIVER IS INCLUDED, DOING EVERYTHING THAT QUILL'S DRIVER DOES AND LOTS MORE BESIDES! MULTICOLOUR OUTPUT, MULTILINE HEADERS AND FOOTERS, VARIABLE CHARACTER AND LINE SPACING, UDC'S, CONDENSED, ITALICS, DOUBLE WIDTH, INTERACTIVE CHARACTER SETS, POSE FOR PAUSE, VARIABLE OFFSET, START NO. PAGE SEQUENCING, ALL STYLE FONT OPTIONS AVAILABLE ALL THE TIME EVEN IN HEADERS AND FOOTERS!

THERE ARE TWO VERSIONS OF EDITOR - ONE THAT WORKS ON ANY QL AND A SPECIAL EDITION EDITOR, WITH OVER 20 ADDITIONAL FEATURES, BUT WHICH NEEDS SOME RAM EXPANSION. THE SPECIAL EDITOR HAS JUST BEEN UPGRADED TO AN AMAZING V2.0, WHOSE ADDITIONAL FEATURES OVER V1.18 INCLUDE: COLUMN BLOCKS, FLOATING MARGINS, ADJUSTABLE CURSOR SPEED, IMPROVED MEMORY MANAGEMENT, EXECUTABLE LINES WITHIN FILES, RUN-TIME MODIFICATION OF COLOURS AND SIZES, RIGHT JUSTIFICATION, HIGHLIGHTED EVEN WITH MNEMONICS AND PRINTER CONTROL CODES, MEN ENLARGED DOCUMENTATION, SWITCHABLE INSTANTLY UPDATED WORD COUNT.

## OVERVIEW

**MORE THAN A mere WORD PROCESSOR: SIMPLY BRILLIANT, YOU CAN'T DO WITHOUT IT!!**

**SPECIAL EDITOR £49.95**

**EDITOR £29.95**

THE UPGRADE FROM ORDINARY TO SPECIAL EDITOR COSTS £25 AND INCLUDES A MANUAL, EXERCISES

- UK delivery costs are all-inclusive. Europe add 5%, elsewhere 10% to cover airmail costs.
- Program upgrades can be obtained by sending us the original cartridge (NOT the packaging or documentation) plus £10 (£12 Europe, £15 elsewhere).
- BONUS: £1 off if you buy 2 programs, £2 off on 3, £3 off on 4, etc.
- A deluxe stand-alone keyboard is available for £89.95 (it has numeric and cursor keypads) - or just £174.95 if bought together with TURBO. Or get TURBO + ICE £119.95 - or £129.95 including ChoiceC.
- The GigaMOUSE system and the GigaSOUND system cost £89.95 each - 10% discount if bought with any DP program.

# EYE-Q

EYE-Q IS, TO PUT IT BLUNTLY, THE VERY ULTIMATE QL GRAPHICS PACKAGE. NO ARGUMENT. EVERY REVIEW THAT HAS BEEN WRITTEN ON EYE-Q REACHES ONE AND THE SAME CONCLUSION - EYE-Q IS THE BEST. THEY HAVE GOT US BELIEVING IT TOO. WE LOOKED AT EVERY SINGLE COMMAND ON EVERY ONE OF THE NUMEROUS QL GRAPHICS/DO SYSTEMS; THEN WE PUT THE LOT TOGETHER ACCOMPANIED BY ALL THE EXTRA FEATURES WE COULD DREAM UP. THE RESULT - EYE-Q V2.1

A COMPLETE FEATURE LIST IS OUT OF THE QUESTION - IT WOULD FILL THE ENTIRE AD. WE WILL MENTION 3 RUBBER BANDS, UP TO 16 LINES ZOOM, INTELLIGENT FILL, PAN/SCROLL, 256 COLOURS, HI-LO RES, FONT EDITOR, POP-UP MENUS, HIERARCHICAL UNDO, FREEHAND DRAWING - AND LOADS AND LOADS OF OTHER EXCITING FUNCTIONS, UTILITIES AND COMMANDS. MAGNIFICENT! (EYE-Q LOVES ULTRAPRINT)

## OVERVIEW

**WHAT MAKES EYE-Q THE MOST FANTASTIC QL ART+CAD PROGRAM IS NOT JUST ITS UNPARALLELED RANGE OF FEATURES, BUT ITS EXCEPTIONAL SMOOTHNESS. EYE-Q IS AN ABSOLUTE JOY TO USE! £29.95 BUYS YOU EYE-Q £69.95 BUYS YOU EYE-Q PLUS A GENERAL PURPOSE ST TYPE MOUSE SYSTEM!!**

# DESKTOP PUBLISHER V2.0

FOR THOSE WITH AT LEAST 512K RAM AND A DISK DRIVE, WE HAVE PRODUCED THE UNBELIEVABLE DTP SPECIAL EDITION, THE 2.0. (FOR THOSE WITH SMALLER EXPANSIONS OR MICRO DRIVES V1.0, WHICH IS EXCELLENT, IS AVAILABLE FOR £59.95) V2.0 HAS ALL THE FEATURES OF V1.0 PLUS:

- ◆ WINDOWS LARGER THAN THE VISIBLE SCREEN CAN BE UP TO SIZE OF PAGE!
- ◆ ABILITY TO LOAD PAGES DESIGNED BY FRONT PAGE!
- ◆ AUTO SIZE INCOMING TEXT FOR BEST FIT - THIS HAS FULL MANUAL OVERRIDE
- ◆ AUTO-HYPHENATION ON INCOMING TEXT
- ◆ LINE, ARC, CIRCLE, ELLIPSE DRAW ROUTINES
- ◆ FULL FEATURE TEXTURE FILL ROUTINE
- ◆ OVER 7000 TEXTURES
- ◆ 21 INTEGRAL QL CHARACTER SETS
- ◆ CHANGE CHARACTER INSIDE TEXT
- ◆ USE ANY OR ALL THE 21 SETS IN ONE PIECE OF TEXT
- ◆ USER SELECTABLE WORD WRAP ON TEXT
- ◆ UNDERLINE INDIVIDUAL WORDS
- ◆ INVERSE INDIVIDUAL WORDS
- ◆ RIGHT JUSTIFICATION TO WORD OR CHARACTER
- ◆ FOR JUSTIFICATION SPECIFY THE PERCENTAGE LINE FILL OR SPECIFY THE LARGEST CAPS
- ◆ SPREAD INDIVIDUAL WORDS ACROSS WINDOW
- ◆ FULL SWILL LIS AND DOC COMPATIBILITY, EVEN PAYS ATTENTION TO CONTROL CODES: BOLD IS BOLD, ITALICS IS ITALICS, ETC
- ◆ LOAD TEXT ACROSS ANY AREA UP TO THE ENTIRE PAGE IN ONE GO
- ◆ LOAD 16x16 FONTS ACROSS ANY AREA UP TO THE ENTIRE PAGE IN ONE GO
- ◆ JUSTIFY 16x16 FONTS
- ◆ TURN PAGE UPSIDE DOWN
- ◆ HATCH IMAGE PAGE
- ◆ INVERSE PAGE
- ◆ DIFFERENT PAGE SIZES FOR A5, A4, A3 PAGES.

- ◆ INVERSE, REFLECT OR INVERT TEXTURE
- ◆ DEFINE YOUR OWN TEXTURES
- ◆ SAVE SCREENS OUT OF DTP
- ◆ MILD CARD DIRECTORY WITH AUTO PRUNE
- ◆ ALL SELECTIONS NOW THROUGH EITHER KEYPRESS OR MENU BAR
- ◆ 16x16 FONTS NOW MUCH FASTER
- ◆ SPECIFY SINGLE, DOUBLE OR QUADUPLE DENSITY PRINTER DUMPS
- ◆ ALL MAJOR GRAPHIC COMMANDS NOW SELECTABLE THRU MENU
- ◆ UNDO FEATURE IN MOST MODES
- ◆ LARGER PAGE SIZES FOR M800 TYPE PRINTERS
- ◆ REDEFINE FOREIGN CHARACTER SETS

## OVERVIEW

**DESKTOP PUBLISHER DESIGNS PAGES THE SKY IS THE LIMIT!**

SPECIAL EDITION DESKTOP COSTS £79.95; FOR THE VERY ULTIMATE WE RECOMMEND -

SPECIAL DTP + EYE-Q £104.95  
SPECIAL EDITOR + DTP £119.95  
ALL THREE SPECIALS £139.95

IF YOU HAVE AN EARLIER VERSION OF DTP (THE FRONT PAGE OF THE MANUAL WILL NOT HAVE THE WORDS 'SPECIAL EDITION' ON IT) WE STRONGLY RECOMMEND YOU TO UPGRADE! SEND US THE DISK MANUAL AND £25. THIS AD WAS PREPARED ON AN EARLY VERSION OF DTP BY OLIVER, ROGER TWELVE

# PROFESSIONAL ASTROLOGER V1.5

Now TURBOCHARGED for the ultimate in speed, this program gives you an unbelievably detailed day-to-day and year-to-year forecasts, a revealing personality profile and an intimate compatibility testing mode between two persons. All the features that pro astrologers ask for are present - but the program is absurdly easy to use, even for those who could not tell a zodiac wheel from a daisywheel. 3D solar system display, 5 co-ord systems, 4 planet phase display, eclipses, planetarium views - for any date, time and location.

A SIMPLER, CUT-DOWN VERSION CALLED SUPER ASTROLOGER IS AVAILABLE FOR JUST £24.95

**PROFESSIONAL ASTROLOGER £59.95**

**PROFESSIONAL ASTROLOGER £29.95**

**DOTS TOGETHER COSTS £69.95**

# SUPER FORTH

THE MULTITASKING V2.0 STAND-ALONE SUPERFAST FORTH-88 SYSTEM COMES WITH 8 USER-FRIENDLY COMPILED OTHELLO - IT BEAT OXI, 1988 WORLD CHAMPION. THE MANUAL HAS BEEN EXTENDED, AND STRIBB HANDLING IS AT LAST FULLY SUPPORTED. SUPERFORTH IS TOTALLY COMPATIBLE WITH ODOOS, FOR HIGH SPEED M68000 CODE, SUPERFORTH IS #1

**SUPERFORTH £39.95 COMPLETE**

# BETTER BASIC £24.95

THIS PROGRAM TRANSLATES PROGRAMS WRITTEN IN VERY BAD SUPERBASIC, OR IN ZX OR BBC BASIC, INTO FRESH CORRECTED ANNOTATED TIDY SUPERBASIC

# ULTRA PRINT

THIS SUPERB MULTITASKING PRINTER DUMP PROGRAM ALLOWS GRAPHIC SCREENS (PRODUCED BY EYE-Q OR WHATEVER) TO BE HARD-COPIED IN 24(1) DIFFERENT STYLES WITH UP TO 5 PASSES, A MUST FOR EPSON/OKI COMPATIBLE OWNERS; EXCELLENT FOR PICTURES, CAD AND PCB DESIGN.

**COSTS £19.95 OR £14.95 IF BOUGHT WITH EYE-Q!!!**

# SUPER MEDIA MANAGER

REPAIRS CORRUPTED/DAMAGED DISKS-CARTRIDGES, PERMITS IMPORT/EXPORT OF FILES TO AND FROM NON-QL MEDIA. DIRECTORY SORT, DIRECTORY OF DIRECTORIES, MAP/SECTOR CLOSING AND MANY EXCITING FEATURES. OWN CANNOT LONG CONTINUE TO BE SOLD BY US AT ONLY £39.95 CARTRIDGE ONLY VERSION £24.95

# DIGITAL PRECISION

To: DP, 222 THE AVENUE, LONDON E4 9SE (Or use the Credit Card Hotline 01-527 5493)

Please rush me

Name ..... Address .....

Enclosed  Cheque  Cash  P.O.  Access/Mastercard  Visa/Barclaycard

for the amount of £..... Number ..... Expiry date .....

Please indicate if you have  3 1/2" disks  5 1/4" disks  Microdrives only

If you have disks, do you get  720 sectors  1440 Sectors

Signature .....

## COMPUTERS

QL JS 2.3 software	£169
QL640 JS 2.3 software	£260
Thor & Z88	phone
Psion Organiser II XP	£138

## EXPANSION BOARDS

512K Miracle Expanderam	£99
512K Internal upgrade	£94
512K SQB & Mouse	£287
768K Trump Card	£199
Eprom expansion board	£68

## MONITORS

Philips 7502 + lead green	£98.00
Philips 7522 + lead amber	£102.00
Philips monitor stand	£12.00
Microvitec DQ3 colour	£260.00
Microvitec tilt/swivel stand	£25.00

# TK

# COMPUTERWARE

the QL stockist

## Tel: 0303-81-2801

## DISC SYSTEMS

Dual 3.5 in. + Trump Card	£408.00
Single D/D 3.5in. drive	£125.00
Single D/D 3.5 in. & 0K SQB	£225.00
Dual D/D 3.5 in drive	£209.00
Dual D/D 3.5 in. & i/f ace	£295.00
Dual 3.5 in. & 512K SQB	£408.00
Cumana disc interface	£ 86.25
768K Trump Card	£199.00

## SPARES

JS ROM sets	£27.50
Keyboard membrane	£6.25
Keyboard bubble mat	£3.85
ULA ZX 8301	£9.50
ULA ZX 8302	£10.25
MAB 8049	£7.50
CPU 68008	£25.80
M/drive assemblies- complete	£27.50
Voltage regulator (high output)	£4.75
Power supply UK	£23.50
Power supply European	£25.50

## SUNDRIES

10 Microdrive cartridges	£17.50
Cartridge storage box	£5.50
QL Dustcover	£5.00
Psion 2.3 sets	£10.00
Psion 2.35 sets	£20.00
Eprom Programmer	£129.00
Battery clock kits	£19.50
10 DS/DD discs 3.5"	£21.50
10 DS/DD disks 3.5" (branded)	£31.50
Centronics Interface	£19.50

## SOFTWARE

### BUSINESS

Cash Trader	£80.00
Decision Maker	£35.00
Entrepreneur	£35.00
Finance Manager	£19.00
Home Finance (Buzz)	£22.00
Investment Monitor	£20.00
Project Planner	£29.00
Small Traders Pack	£25.00
Spellbound (c)	£30.00
Spellbound (d)	£30.00
Touch Typist	£12.00

### UTILITIES

Archivist	£30.00
Cartridge Doctor	£13.00
Copymate	£11.00
CPM Emulator (c)	£45.00
CPM Emulator (d)	£45.00
Desktop Publisher - S/Edition (d)	£70.00
Front Page	£23.00
Front Page (d)	£23.00
Front Page Extra	£38.00
Front Page Extra (d)	£38.00
ICE Eprom	£29.00
ICE Drawing Office	£15.00
Key Define	£10.00
Locksmith	£11.50
Mailfile (256K)	£20.00
PCB Designer 1	£99.00
QFlash RAMdisk + toolkit	£19.00
QFlash Ram Eprom	£25.00
RAM utilities (c)	£10.00
RAM utilities (d)	£10.00
Reconfigurable toolkit 2(c)	£29.00
Reconfigurable toolkit 2(d)	£29.00
Recover	£20.00
Sideways	£20.00
Sidewinder	£10.00
Archive Tutor	£21.00
Super Media Manager (d)	£40.00
XRef	£15.00
Compare	£10.00

Super Toolkit 2 (Eprom)	£29.00
QIMI + Giga Mouse	£70.00
QLiberator (c)	£60.00
QLiberator (d)	£60.00
QLoad & Ref	£10.00
Quats	£25.00
QRam (c)	£30.00
QRam (d)	£30.00
QWriter 2	£20.00
Task Master	£25.00
Task Master (d)	£25.00
The Editor	£29.00
The Editor - special edition	£39.00
Turbo	£99.00
Turbo (d)	£99.00
Turbo Quill	£10.00
Turbo Quill +	£13.00
Ultra Print	£20.00

### CAD

Concept 3D	£40.00
Eye Q	£29.00
Mandelbrot Magic	£15.00
Sign Designer	£17.00
TechniQL	£50.00
The Designer	£20.00
Viewpoint	£20.00

### LANGUAGES

Assembler Workbench	£25.00
Basic-Ally	£20.00
Better Basic	£24.00
BCPL Development Kit	£51.00
C Compiler	£85.00
DevPac Development Kit	£30.00
LISP	£51.00
Macro Assembler	£38.00
MonQL (Eprom)	£30.00
Pascal (Computer One)	£40.00
Pascal (Metacomco)	£75.00
Pro Fortran-77	£92.00
Pro Pascal	£92.00
QMON	£20.00

Super Forth + Reversi	£39.00
-----------------------	--------

### LEISURE

Area Radar Controller	£13.00
Chess	£17.00
Cosmos	£14.00
Flight Simulator	£19.00
Matchpoint	£14.00
Bridge Player 2	£20.00
Professional Astrologer	£70.00
Super Astrologer	£25.00
Scrabble	£15.00
Snooker	£13.00
Squadron	£16.00
Super Backgammon 3	£13.00
Strip Poker	£15.00
Type 22	£18.00
War In The East:	
1 Barbarossa	£19.50
2 Stalingrad	£13.50
3 Destr. of Army Group	£13.50
War in the East (set)	£39.95

### ADVENTURE (text)

Heart of Gern	£15.50
Horrorday	£15.00

### ARCADE

Aquanaught 471	£20.00
Blocklands	£10.00
BJ in 3D Land	£12.00
Death Strike	£15.00
Fictionary	£11.50
Hoverzone	£15.00
Hyperdrive	£13.00
Jungle Eddi	£15.00
Karate	£15.00
Knight Flight	£15.00
Mortville Manor	£20.00
Ouboids	£9.00
Stone Raider	£13.00
Tank Busters	£15.00
Vroom	£15.00

## BOOKS

Adv. User Guide	£15	QL Service Manual	£20
Assembly Lang.		QL Superbasic	
Programming	£9	- definit. handbook	£12
QDOS Companion	£7	Technical Guide	£20

## MODEMS

Miracle Modem	£49
Modaptor +	£39
Tandata QCOM	£94
Astracom 1000	£199

• ALL PRICES INCLUDE VAT AND UK MAINLAND DELIVERY - WE EXPORT WORLDWIDE •  
Phone for details of other QL products OR send SAE for our latest catalogue  
Credit card phone orders accepted, or send cheques, postal orders, Eurocheques to:

**TK COMPUTERWARE, STONE STREET,  
NORTH STANFORD, ASHFORD, KENT TN25 6DF**

TELEX  
966676 PMFAB G



FAX  
0303 64850

# QL

# S

# C

# E

# N

# E

## Multi dual disc drive

Sandy UK is soon to launch a new disc drive for the QL and other microcomputers. Unlike normal dual disk drives, it features both 3.5in. and 5.25in. drives, one of each, with the 5.25in. being 40/80-track switchable.

That kind of format will not necessarily appeal to all QL owners. It means that to use

dual drives they will have to use both sizes of disc, rather than a single size. To many users, however, it will be a boon. Even the normal user could keep application programs on one size and data on another. For boot purposes drive one will be switchable between the two sizes.

Sandy knows of no other manufacturer with such a product and sees it being particularly useful for users of its CP/M Emulator package. CP/M programs tend to be in a variety of disc sizes and formats and with the new drive users can be certain of being able to read them.

The dual disc drives cost £209 including VAT, postage and packing. For further details contact Sandy (UK) PCP Ltd, Unit 33, Murdock Road, Manton Lane, Bedford MK41 7PQ.

### Odd poke

In the August, 1987 issue Psion Solutions page, a feature entitled Clever Dixons Chap included a program to produce a graphic dump with a serial 8056 printer.

Unfortunately there was a minor mistake which many readers have noted and thanks are due to those who sent letters pointing out the error in line 120. It was printed in the magazine as: 120 POKE W addr+181,50

Naturally you will have problems if you try to poke a word value to an odd address. Most readers guessed that the line should have read: 120 POKE addr+181,50 and are now dumping screens satisfactorily on to their non-graphic printers.

## Fantasy Quest

PCBS, producers of *The Heart of Gern* adventure program, is soon to release a new game called *Talisman*.

This fantasy quest will be based along the *Dungeons and Dragons* style of role-playing games.



## Roulette remedied

The September 1987 Program of the Month, *Roulette*, contained a small bug which may be confusing some readers. Fortunately it was spotted early, so it should not cause too much difficulty. The

error is in line 4840. In the magazine listing it was printed

4840 FOR w=1 TO 4

It should read:

4840 FOR w=1 TO 36/fctr

Once that is done, the program will work correctly.

At the start you will be given the option of four character classes — Warrior, Warrior/Priest, Rogue or Magic User. Based on that choice you will be given some starting equipment and some funds to begin you quest.

You are then ready to enter the randomly-created dungeon. There are an infinite number of possible levels, each with a maximum of nine rooms, and the probability of meeting nastier monsters, better treasure and finally The *Talisman* increases as you descend. Your torchlight will show only the area around your character, so you will have to map the dungeon

levels as you explore them.

On your journey you might meet traders who could be persuaded to exchange items. Do not forget food, because the game keeps track of time and your performance could be impaired if you do not eat. Time is also important if that vital potion is losing its potency.

The game is designed for expanded machines, containing data for more than 100 monsters and 100 magic items. As you progress, the computer keeps track of your experience level and hit points. The game is supplied with an extensive 30-page manual.

Open Channel is where you have the opportunity to voice your opinions in *Sinclair QL World*. Whether you want to ask for help with a technical problem, provide somebody with the answer, or just sound off about something which bothers you, write to: Open Channel, Sinclair QL World, Greencoat House, Francis Street, London SW1P 1DG.

# OPEN

## AI on QL

May I join your correspondent pleading for a reasonably-priced Prolong interpreter for the QL Open Channel, August, 1987. In the meantime I will continue with AI work using SuperBasic. I am particularly interested in the understanding of natural language. Any articles on the subject will be of interest to me and many addicts.

The book I use is "The Intelligent Micro" by Noel Williams published by McGraw-Hill. While the book is helpful in many ways it would have been easier to use if the programs were copied directly from printouts. In addition, dare I suggest that not all the programs in the book would run without correcting typing mistakes and altering some lines in the programs?

Eddie Ross,  
Oxford

*Editor's reply: There seem to be many QL readers interested in this subject. We are trying to cater for it with the recent Talk Back Eliza program and the new AI Draughts series. Perhaps we could cover natural language parsing in the near future. Is there anybody else who would like to see particular areas of AI covered?*

## Rounding rectified

I am writing about the discussion of rounding numbers and arithmetic precision in the July, 1987 Technical Helpline. I wrote the function because I wished to print small numbers without exponential formatting and to print the results of calculations in programs compiled with Turbo, as they are printed to nine significant figures and what should be an integer result sometimes emerges as .999999999.

The limit of the INT function on the QL is not

32765, as indicated by Colin Opie, because INT returns a real value. The limit of INT is not the limit of the real range — I have found it to be 2.1474836477E9 by experiment. That means that the rnd\$ function can cope

with a reasonable range of values.

A difference between AH and JS ROMs emerged while writing the function. It was written originally under as rnd(number to convert,dp) and it worked perfectly. With

the JS ROM, the function name had to end with a dollar sign or a real value is returned — i.e., nm\_\$ is coerced into exponential format for small values.

R.A Robins,  
Bramcote, Notts.

```

100 DEFine FuNction rnd$(number_to_convert,dp)
110 REMark maximum dp=6, maximum sig figs =6
120 LOCAL number$(20),noughts,abs_number_to_convert
130 IF number_to_convert<0 :nm_$='-':ELSE :nm_$=' '
140 abs_number_to_convert=ABS(number_to_convert)
150 IF abs_number_to_convert>=1E6 THEN
160   nm_$=nm_&abs_number_to_convert:RETURN nm_$
170 ENDIF
180 REPEAT find_max_dp
190   IF abs_number_to_convert*10^dp+.5>2.147E9 THEN
200     dp=dp-1:NEXT find_max_dp
210   ENDIF
220   REMark 2.1474836477e9 is limit of INT
230   number$=INT(abs_number_to_convert*10^dp+.5)
240   IF number$<1E6:EXIT find_max_dp
250   REMark there is no E in the string
260   dp=dp-1
270   IF dp=0:EXIT find_max_dp
280 END REPEAT find_max_dp
290 IF INT(abs_number_to_convert*10^dp+.5)<10^dp THEN
300   IF dp=0 THEN
310     nm_$='0'
320   ELSE
330     noughts=dp-LEN(number$)
340     nm_$=nm_&'0.'&FILL$('0',noughts)&number$
350   END IF
360   ELSE
370   IF dp=0 THEN
380     nm_$=nm_&number$
390   ELSE
400     nm_$=nm_&number$(1 TO (LEN(number$)-dp))&'.'
410     nm_$=nm_&number$((LEN(number$)-dp+1) TO
420     END IF
430 END IF
440 REPEAT remove_spaces
450   IF nm_$(LEN(nm_$))=' ' THEN
460     nm_$=nm_$(1 TO (LEN(nm_$)-1))
470   ELSE
480     EXIT remove_spaces
490   END IF
500 END REPEAT remove_spaces
510 RETURN nm_$
520 END DEFine

```



# CHANNEL

## Bug-eyed criticism

One thing which bugs me is the manner in which listings are printed. Taking the *Pontoon* listing July, 1987, it is a bit of a mess, to say the least. Some lines are printed in over-size print and all the rest are normal. I find that very irritating, particularly because you insist a submitted program is on Microdrive and also a listing.

Presumably it would not be too difficult for you to just use a standard printer, so that all listings could be the same pitch, character, type, and so on.

The only reason I can see for making the present published listings so difficult to read is that you want people to use Microdrive Exchange.

**B.C. Spencer,  
Al Taif,  
Kingdom of Saudi Arabia**

*Editor's reply: It is true we would like to make an even bigger success of Microdrive Exchange. It is for that reason it is being expanded and including bigger and better programs. What criticism for a single month's artistic fancy, never before and never since repeated.*

## Served on a plate

We bought our QL from Sinclair when it was launched and have been using it in our bakery for product costing and VAT returns. After seeing your review of the SD Microsystems *Traders pack and Invoicing Program*, we sent for them. We found the Invoicing Program to be just what we needed but we required more than 10 items and needed to have them calculate the quantity.

We contacted SD Microsystems and it converted the program to suit our needs. It is also now to add a Product and Price into the system which will cut our customers' invoicing and statement work

by 50 percent.

Many thanks to SD Microsystems for really good programs at a reasonable price. Also many thanks to *QL World* for without your review we would not have known about it.

**J. Hatton,  
Maylandsea, Essex**

## ROM replacements

In the August 1987 issue of *QL World*, Simon Goodwin mentioned the MG ROM and quoted Adman Services as a source of ROMs. I have had many enquiries for the British MG ROM which, although Goodwin did not state it did not exist, he said clearly the MG ROM was for continental Europe.

There is no MG ROM available for Britain as a plug-in-and-go unit. Anyone upgrading will have to be satisfied with a JS and its bugs.

When Goodwin originally wrote the article, I had stocks of German, Spanish and French MG ROMs — MGG, MGE and MGF. I am now down to the last three or four MGF ROMs and have no other source supply. JS ROMs are plentiful at present and an absolute bargain at £18 for the pair.

**H.D. Briggs,  
Adman Services,  
Telford, Shropshire**

## Defenceless Qdos

Reading Brian Davies' Trouble Shooter in the July, 1987 issue, I am prompted to add two qualifications to his advice. By all means place a single Varistor across the input to the system if that is all that is possible but it should be remembered that in most installations the neutral is grounded at a much greater distance from the point of sale than the earth.

It is surprising how much mess can be propagated along the nominally neutral wire and it is much better to

employ two Varistors between line and earth and neutral and earth.

On the subject of lock-ups, I have had my present QL for 16 months — my first blew up spectacularly — and since my interests tend to lie towards number-crunching it runs continuously for long periods. Single runs of a week's duration are not uncommon. I have on occasion suffered lock-up but in every instance the cause was traced to my incompetence as a programmer.

Qdos is defenceless in the face of a determinedly clam-fisted user such as I am. That makes me just a little sceptical about all the talk of spikes. They are certainly not blameless but neither should they be the prime suspects in the event of trouble.

**P.H. Tanner,  
Glasgow.**

## Organiser warning

I would like to warn owners of Psion Organiser 2 model xp who have had their Organiser for more than about three months and have only 16K RAM who are thinking of buying the Psion Spreadsheet to take great care. The only way owners of the 16K RAM Organiser can use the advertised 99 row by 26 column grid is to pay an extra £50 for the 32K upgrade which has to be fitted by Psion. That effectively makes the cost of the spreadsheet £89.95 instead of £39.95.

Without that memory upgrade the user is limited to three-figure entry into 950 cells without the use of any formulae. If formulae or headings are used the limit is even worse. Fortunately I discovered the discrepancy very early and was able to return the product and have my money refunded but others may not realise so quickly.

According to Psion, there is no alternative but to get the memory upgrade if you want

to use the program fully because the battery powered 32K Rampack, which incidentally you have to discard when the battery runs out because it is not replaceable, cannot be used.

I am not criticising the spreadsheet as a program but, because the latest 32K Organiser has been available only for a few months, the majority of owners will have only 16K models. The above details are valid only if the diary is empty and there has been nothing saved to RAM.

**I.M. Fisher,  
Croydon, Surrey.**

## Dated issues

I am hunting for the earlier editions of *QL User* and I am hoping to find someone who has the earlier editions and has no further need of them. In particular I am anxious to trace the alternate month editions prior to February, 1985. If anybody has any of these early copies, could they please contact me.

**Keiron Salmon,  
Robin Hill Cottage  
Water End,  
Stokenchurch  
Bucks HP14 3XQ.**

## Inkwell delight

May I add some extra information about *Inkwell Deluxe* covered in *QL Scene*, August, 1987. Being the owner of a serial 8056 printer, I approached the author of *Inkwell Deluxe* and asked if he could accommodate facilities for my printer in his program. He agreed to do so and the result is two extra features — variable baud rate on start-up and variable printer density mode.

I am delighted with this program and the helpfulness of the author and can thoroughly recommend it to other serial 8056 owners.

**R. Brereton,  
Clevedon, Avon.**

# T R O U B L E

**Bryan Davies tackles power surge lock-ups and other consumer problems in his regular trouble shooter column.**

**M**y suggestion regarding the sequence in which system units are switched on and off seems to have caused hiccups for some readers.

The basic principle that the QL should be protected from power surges caused by the printer or disc drives is reasonable enough but some printers may object to being switched on before the QL. The instructions provided with the units should give advice on the switching sequence; my Kaga Taxan KP-810 (Canon PW1080A) instructions advise switching on and off in the order 'printer'-'other devices'-'main unit', where I take it disc drives are other devices and the main unit is the computer.

For convenience all system units are connected to an inaccessible 4-way socket block; I normally switch all units on and off together and have not experienced difficulty with this procedure. If switching on the QL after the printer causes the latter to print spurious characters, set it to "off line" before switching on the QL.

The reason for making comment on this subject in the first place is that the QL has appeared to suffer from being rather delicate — rather too susceptible to the effects of voltage spikes produced by other equipment. The most regular manifestation of this is lock-ups and they are in my experience usually caused by influences *outside* the system e.g., household appliances.

## Useless chips

Vast numbers of lock-ups seem not to have any long-term ill-effect on the QL, although they tend to drive the user crazy. Comments made to me by various people have suggested that the printer and display can have a more damaging effect, rendering chips in the QL useless. Having recently had bad experiences with two disc interfaces which appear to have caused three QL chips to blow — at £8 or more each — it seems

possible that the effect is felt by the QL through the internal signal or voltage connections, rather than via the mains supply, as is typically the case with lock-ups.

Incidentally, re-setting the QL may well cause the printer to produce a few spurious characters, when the next print is done, if the printer was on-line at the time of re-set; if the next item to be printed has to be a good copy, rather than one to be filed, switch to off-line before re-setting. I have not found switching on all units together to cause any spurious characters with my printer but that does not mean it will not do so with other types.

One potential source of trouble is the EPROM in a disc or memory interface. An interface bought years ago may prove incompatible with a recently-acquired program or disc drive unit. Even if the interface manufacturer seems to have disappeared, it may be possible to get the EPROM updated to get rid of the problem. The TR interfaces of which I wrote in a previous article have been updated to version 1.18, with the help of Tony Tebby. Try contacting Care Electronics.

## Irresistable

A good place to obtain information is a Microfair; the last two were very well-attended by QL suppliers and users. Be prepared to spend money, though — some of the reduced prices are difficult to resist.

Delays in receipt of ordered goods can be due to a variety of reasons, but they can be slow, especially if you live overseas. It takes typically two weeks for a U.K. cheque to clear and a non-U.K. cheque may well take a few weeks longer. Allowing a minimum of one week for return postage, that means goods are unlikely to arrive less than one month from the time they were ordered. If a supplier sends goods before a cheque clears you are lucky because even in our small QL world there are some dishonest people. Statistically, the chances are that there are more of them who are users than suppliers, because there are only two dozen fairly significant suppliers in the U.K., whereas there are perhaps 30,000 active buyers on their lists.

The postal service is a convenient whipping-boy for anyone wanting to

cover inefficiency but there are genuine reasons for complaint in recent months. The dispute in the Post Office about the employment of casual labour has been continuing for months and caused considerable delays to mail in central London; the area spread to east London and Essex, where some postboxes were sealed. There may be delays in Kent also. Several well-known QL suppliers operate in those areas and there will be many users suffering delays.

A good example was my order for a Trump card; not having received it within a week — I live in the same county as the supplier — I was told another was being sent. The first arrived 10 days after despatch, the second had not arrived 12 days after despatch. A letter sent from a remote part of the Bahamas the day after the first Trump was despatched arrived the same day as it and mail to and from the U.S. is always slow; an air mail parcel from Baltimore took almost four weeks to arrive.

You can be reasonably certain that any program or piece of hardware which has become a household name has had sales running into thousands. Even relatively obscure programs may sell in thousands per year. Two new introductions at the May Microfair look to have sold in the hundreds — perhaps more than 1,000 in the one case — within two months. While many suppliers sell competing products and will obviously not say bad things about any of them, some may be willing to indicate which products they think are the best buys for your purpose.

## Faulty returns

The returns rate, the percentage of goods sent which are returned as faulty by customers, should be well below five per cent but I have several times been told that it is as high as 30-40 percent for some products. Such products will not make the supplier money, because any profit will be swallowed in the cost of sending replacements and dealing with complaints. It is therefore in the interest of suppliers to direct you towards items which are likely to work; if you are turned away politely from something you want, consider that the supplier may be doing you a favour.

# SHOOTER

E M S O L V E D

Microdrive cartridges are always a talking point. I am told that Sinclair, in some form still collects a royalty on each new cartridge produced; the figure quoted is 70 percent so do not be surprised at having to pay more than £1 per cartridge. The ratio of storage space/cost for 3½in. discs is about five-sixths better than for cartridges and they cause considerably less trouble. Having just consigned one cartridge to the waste pile and put a question mark on another, after a few hours' work, I have no regrets about having paid for disc drives two years ago.

## Responses

**T. W. Tran** asks if anyone has a copy of the original games cartridges supplied at one time with new QLs, as Dixons reformatted his copy.

**J. G. Dent** obtained a small claims Court judgement against 4 Systems in July last year but has just been notified that "the judgment debtor has left the address given, leaving no saleable goods". He makes the point that to pursue the matter legally a name of one of the principals is needed and other readers may have such a name from correspondence with 4 Systems in earlier days.

The West Yorkshire Trading Standards service advises that Printerland no longer operates from 156 Longwood Gate and its director **A. I. Richardson** has advised that trading ceased in September, 1986 and the business has no assets. In answer to the complaints of **K. Baskaran** and **B. N. Hardie**, Richardson commented that "a display screen was sent to Norway and got lost", and that it has never sold a printer feed mechanism for between £50 — £100; the latter comment relates to the estimate I gave of the price of an Epson tractor feed which was not supplied.

**Sandy** has stated that all deposits received for the future were returned earlier this year by recorded delivery. Cheques sent with orders were never banked and the potential customers should have received their cheques by now. Will **James Pollitt**, New Zealand, please let me know if he still feels his deposit has been lost? Sandy has asked the Post Office to check on

this item.

Orders for the Futura are not being accepted at present and release of the machine will not be "before the end of this year". PC users will be interested to hear that Sandy is first introducing a PC68K board, which puts a Futura on a single, multi-layer, standard IBM-sized expansion card for PCs or clones.

What must worry many potential buyers is the time the Futura story has run; although Sandy appears to have behaved reasonably in respect of deposits, the ever-receding delivery date for the new computer is cause for misgiving, to put it mildly. There appears no good reason to believe the promised computer will ever be available. CST might well feel that the carrot of a cheap 68020 computer is preventing some people buying the reality, the Thor 20, because the original price quoted for the Futura was so much lower than the current price of the Thor 20.

Sales of the Thor 1 may have been affected also. You cannot quote a realistic price for a computer which is years away from production and there is no point in hoping for Amstrad prices on a 68020 version of the QL, unless that company sees fit to re-introduce the QL in this form and anticipates a sales volume, which does not look reasonable at present.

## Version 6

With reference to previous comments on the problems of **J. Pemberton-Bates**, Sandy reports, that his Q-XT640 was completely updated free; Tony Tebby has produced Version 6 software for it to allow it to run with QRam and the pointer environment. The reported problems may have been solved. Other Q-XT640 owners should also have had updates if they bought QRam and mouse.

Replies to readers' complaints have still not been received from **Byteback**, **W.D. Software** and **Xenon**, although reminders have been sent. If I were treated that way as a customer I would be getting unhappy by now. Has anyone succeeded in obtaining the **QL Dam in 3D** program advertised by **Persoft** in the *May QL World*?

**Eidersoft** also has not made comments on certain letters but it has at

least been in contact concerning others. By the time you read this, Eidersoft operations should have undergone re-organisation. The Atari side of the business may be separated from the QL side. It is to be hoped that response to customers' queries is speeded. The support staff at Eidersoft certainly try to help individual customers but seem inundated with requests.

What will interest a few users is the future of the Eidersoft Support Scheme. Much money must have gone into it but it is doubtful if many members will feel they have received their moneys-worth of support from it.

## No incentive

Another question mark is about the future of programs — *Ice*, *QSpell*, *Choice*, *Iceberg*, *Icecube*. *Ice* and *QSpell* have served many users well but they badly need updating and there has been no sign of willingness to do that job. With *Spellbound* on the market and the initial version likely to be upgraded, there is not much incentive for anyone to improve *QSpell*, even though there should be a market for a non-concurrent but multi-tasking spelling checker.

The situation for *Ice* is worse; with *Taskmaster*, *QRam*, *Swopper* and others offering more facilities it would be rather late to upgrade *Ice*. I think there is a market which is not really filled by the other programs on offer. Those who like the icon/mouse way of doing house-keeping—it is used on many office computers in a similar way to *Ice*—might be willing to pay for an upgraded *Ice*.

Such users are probably dissatisfied with the way some other programs are aimed mainly at computer buffs. Adding the full wildcard features, using the desk-top more sensibly — e.g., getting rid of the poor calculator and calendar and using the space for more files, separate icons for flp1, flp2, perhaps a larger file-viewing window, providing screen-dimming, key macros, Caps Lock indication and memory indication. Perhaps some of this will appear in the Thor 20 as it is developed but it is likely to be in the Thor operating system and not applicable to the QL. Two new programs, *Iceberg* and *Icecube* are being tested and may be almost ready for release when this article is published.

To crash or not to crash  
that is the question  
Ron Massey supplies  
some answers

# Battery Back-ups

**C**ontrary to popular misconception, the QL is neither more nor less susceptible to mains noise, where the sine wave produced by mains alternating current is overlaid by a spurious voltage, than any other computer system. The QL is, in fact, surprisingly immune to the effects of electrical equipment being switched on or off, such as freezers, refrigerators and vacuum cleaners.

As an aside to the main intention of this report, mains spikes — the noise generated by equipment having intermittent heavy current requirements, such as arc welders, or motor starting systems — can produce voltage noise well in excess of the normal 240v standard.

There would seem to be an almost universal reluctance to provide an adequate working environment for almost any type of equipment. Having bought a QL, a viewing system of some kind, a printer and, possibly, disc drives, many users seem to think they have everything they need.

One of the true stories which brings to light the importance of ensuring an adequate supply of quiet, uninterrupted power for computers happened to Harry Harrison, the famous science fiction author, some years ago.

## Small drop

Residing in a remote region of Ireland, his electricity at the time was supplied mainly by generator. One evening, he was working at his computer when one of his guests paid a visit to the smallest room. The guest pulled the chain a voltage drop occurred and his computer crashed, losing hours of work in the process.

A number of options are available which provide various degrees of protection against problems arising from other electricity consumers who may be sharing a common electricity source or suffer from unexpected loss of power, however briefly.

One of the barriers inherent in computer power supply designs against problems caused by voltage fluctuation is that the majority of

computers have a transformer or some kind of electronic switching system separating them from direct contact with the mains and are protected further by some kind of a voltage regulation system. Transformers in particular filter some types of minor electrical noise successfully.

Users suffering from inexplicable computer crashes, where electrical noise may be the principal contributor, may find that the simplest and least expensive cure is a mains filtering system such as Tony Firshman's Computer Cleaner.

Cleaner filters-out most of the various nasties which can occur in mains electricity, where supplies in excess of 600v are common occurrences. Fortunately those over-voltages are not usually sustained and, while not particularly desirable, can usually be ignored for the majority of electrical appliances.

## Earth disturbances

Generally, electrical disturbances are divided into two classes — Common mode, where disturbances occur between supply lines and earth; and Series mode, where disturbances occur between line and neutral.

As viewed from the perspective of the standard 240v of alternating current, transients, a natural by-product of the distribution and use of electrical power, usually take the form of spikes of current overlaying the mains.

Electrical noise can be attributed to a variety of causes and include air conditioners, photocopiers and, especially, some types of lighting dimmer switches, if operated in close proximity to computer equipment.

British Telecom, whose equipment is to a large degree voltage-sensitive, has measured peaks well in excess of 1,400v, lightning strikes can produce mains transients in excess of 3,000v.

Computer Cleaner clips power in excess of 630v at a peak current of up to 1,200 amps, a peak response of roughly 750kw. It also filters-out radio frequency noise up to 130Mhz. The important aspect of the performance of this type of system is the time it takes to

respond to rapidly-changing conditions on the mains.

Putting Computer Cleaner on a test rig supports its claims to being an effective and efficient design. If anything, test results suggested that the advertised specifications were a little on the conservative side. Response time to mains variations is somewhat better than the 10nS advertised.

Available in three configurations, Computer Cleaner is sold as an outwardly-appearing standard 13-amp plug, a three-way adaptor and a 4-way trailing strip of sockets.

## Blackout

The other problem commonly experienced by computer users is the under-voltage — called brownouts — which can occur when electrical appliances requiring large amounts of current, however briefly, are switched on. Longer-term and even more disastrous effects are experienced with breaks in the power supply — a blackout.

A new product, designed and manufactured in the UK, is a QL battery backup power supply from the Devon-based company, Frequency Precision. This particularly economical backup system is wired between the QL transformer and the plug which connects to the back of the QL.

Installation is made by cutting the wires at a conventional position, about 9in from the QL plug and connecting them, as indicated by the colour coding, to the unit's screw connectors which are correspondingly colour-coded; no soldering is required.

## Three diodes

The front panel consists of three light emitting diodes above a control switch. When mains is available, regardless of the position of the switch, the left LED (green) is lit. If the three-way rotary switch is in its anti-clockwise position, connection from the QL power supply is direct, bypassing the unit's batteries.

If in the central position, the QL is connected to battery power, the batteries are placed on a trickle charge

and the central yellow LED is lit. The right-hand position places the batteries on high charge and the red LED is lit.

The QL power supply provides a nominal 9.4v DC and 15v AC. The Frequency Precision battery backup will power the QL, Microdrives and RAM expansion for roughly one hour at 7v. That should give ample time to save and data and/or programs until mains power is returned.

The 15v AC required for the RS232 drive is not supplied by the backup and a printer or other equipment connected to the serial ports will not be available during a blackout.

In addition to providing services as a power reservoir, the unit acts as an efficient, very large mains electricity filter. Because the QL is operated at a nominal 7v — measurements ascertain the actual output voltage is consistently between 7.5 and 8v — when switched to battery backup, the QL internal voltage regulator does not have to work so hard as it does with a nominal voltage input and, therefore, operates at lower temperature.

If your QL is entirely Microdrive-based the Frequency battery backup works extremely well and could save valuable data which would otherwise be lost in a brief moment of mains failure. However, disc-based users should be aware of an additional potential problem.

When a loss of power occurs, it rarely switches off cleanly. During a power loss it is possible for corruption to occur through the QL connection to the disc system, possibly causing data

sufficient interference to produce a crash. Putting one of the Firshman plugs on the disc drive mains lead cured the problem.

From the point of view of serious users and software houses, it is vital that adequate provision is made to ensure that an uninterrupted supply of power is available. In terms of both price and specification, the ultimate answer is a voltage inverter, a device which transforms DC battery power into AC mains voltage.

Available for a long time, the most common types of inverters operate in




stages by first converting DC battery power electronically into low voltage alternating current at a nominal 50Hz frequency. This is then passed through a transformer, stepping it up to a nominal 240v. Power output varies with inverter design and invertors are available rated from a few watts to several hundred watts.

One of the common problems associated with standard invertors is that, to keep their prices as low as possible, the system used to convert DC into AC is done by voltage chopping, switching the DC on and off rapidly.

While this method provides mains power which is adequate for most purposes it usually produces mains with a mostly square-wave output which additionally may include harmonics, multiples of the standard 50Hz output which may, in turn, affect the output frequency. Most inexpensive invertors do not include AC processing

corruption, also possibly causing the QL to crash.

While testing the battery backup, I found that unless the disc drive power supply was filtered, the act of pulling the QL power plug from my 4-way socket strip — unfiltered — caused



**Above: Clock battery backup, TK computerware**

or filtering.

Galatrex International supplies a range of dedicated inverter-type power backup systems designed for use with small computer installations ranging from 250 watts (300KVA) to 10KVA output for all practical purposes, 10KVA, derived by multiplying the voltage by the amperage, is very roughly equivalent to 19kw.

The Galatrex 300VA unit is delivered in a 140mm x 200mm x 245mm box and includes three 13-amp outlets and an off/on switch on the front panel. Batteries are mounted inside the case and, depending on drain, can supply power for up to an hour — more if larger batteries are used.

Having battery backup systems applies to virtually every aspect of equipment relying on a continuous supply of power for preserving data integrity. The QL, in common with many other computer systems, was designed to include a provision for battery backup of other more specialised parts of its system.

### Crucial time

If you are using a toolkit which supports file date-stamping, having the QL clock set for the correct date and time is of crucial importance. If for no other reason you will have a permanent record of the last time a file was updated. Looking back through archived records is much simplified if you have an exact record of when a file was produced.

Although the QL does not natively include a facility to date-stamp files, a number of toolkits, such as *Super-Toolkit II* — available as both an add-on, in either EPROM or software forms, and as an integral part of most of the better disc interfaces — are available which provide this facility.

Setting the date may be done

manually by typing "SDATE year, month number, day number, hour, minute and seconds". You can also obtain a number of utilities which, while not making the process simpler than it already is, provides a little more visual interest.

Many programs, such as *Taskmaster*, include a facility to set the clock during the start-up process if the date differs from the last time the program was used. Most other computer systems include some form of battery back-up for their integral clock systems. Where a complex system may include a high-capacity data storage device, such as a Winchester, having a dated record of its many files is vital.

Sinclair Research originally inten-

own merits to commend it. The first, from Rainbow Digital Repairs, uses a re-chargable nickle cadmium battery and a chip, mounted on its own PCB, used to select either a charging state, when the QL is powered-up, or a discharge state when the QL is switched off.

Five connections from the small printed circuit board to the QL are required and, while it may be installed by the end-user, installation requires a large amount of knowledgeable expertise, if serious damage to the QL components is to be avoided.

The back-up PCB may be installed in any spare place inside the QL but is usually fastened with double-sided tape to the top of the EPROM socket. The battery, also fastened into position with double-sided tape, fits well into the space separating the inside vertical back of the QL case and any card which may occupy the expansion port on the left side of the QL.

TK Computerware supplies a battery back-up system for the QLs clock which takes a different design approach, requires no soldering and uses a non-rechargeable, long-life, disc-shaped lithium battery as its power source.

The unit is installed by extracting the ZX8302 chip — carefully located near the serial ports — from the QL PCB and installing the unit in its place. The 8302 chip is then re-installed in the socket on top of the unit and the battery is placed in its retaining clip. Because of miniscule power requirements, battery life might reasonably extend to two years;




**Above: Clock battery backup, Rainbow Digital**

ded to include a battery back-up system for the QL clock but, for reasons which are now history, never completed the project. I understand that, at one time, a mountain of batteries stood in the SRL warehouse as mute testimony to intentions in that direction.

Two types of battery-backed clock are available for the QL. While performing the same function, each has its

afterwards it must be replaced.

Choosing which of the two clock back-up systems you may wish to use is a matter of personal preference. The TK battery back-up is the easiest to install but eventually will require servicing to replace the battery. The Rainbow back-up requires more careful installation but the entire unit does not intrude into any area needed by other internal peripherals and installation is a one-off



Above: QL battery power backup

Users should be aware that having a battery back-up system on the clock is no guarantee that its setting will remain inviolate. Some types of corruption, whether due to program failure or where the power of a QL fails for any reason, can cause the clock to revert to its random-appearing state. Also a few programs still insist on re-setting the clock for their own purposes.

Overall, users should consider the various aspects of the provision of power for computers within the framework of a complete picture. If you take your interests in computing seriously, it follows that you should guard against loss of valuable work caused by interference from sources beyond your control.

process.

To a large degree, however, the choice will be determined by other internal add-ons you either have or may wish to incorporate in the future. If, for example, you are likely to add Qimi, the QJump internal mouse interface upgrade to your system, you will need to use the Rainbow battery back-up. Stacking multiple layers of add-ons is, at the best of times, highly inadvisable; the Qimi installation, also not requiring soldering, displaces two chips, one of which is the 8302.

**Product:** Computer Cleaner

**Price range:** £14 to £24

**Source:** Tony Firshman Services, 12 Bouverie Place, London W2 1RB. Tel: 01 724 9053.

**Product:** Computer Battery Backup

**Price:** £54

**Source:** Frequency Precision, Hillsview, Aller Road, Dolton, Winkleigh, Devon EX19 8OP. Tel: 0805 4381.

**Product:** Voltsafe

**Price:** from £695

**Source:** Galatrex International, Scotland Street, Llanrwst, Gwynedd LL26 0AL. Tel: 0492 640311.

**Product:** Battery Backup Clock

**Price:** £17.95

**Source:** Rainbow Digital Repairs, Clark House, Haxby, Yorks YO3 8HU. Tel: 0904 768853.

**Product:** Battery Backup Clock

**Price:** £19.95

**Source:** TK Computerware, Stone Street, North Stanford, Ashford, Kent CT25 6DF. Tel: 0303 812801.

# SANDY QL SPECIALS

## NEW — NEW — NEW — QL-MULTI — NEW — NEW — NEW

A brilliant design gives the QL user multi disk format capacity!

QL/Multi has a 3.5" double sided density 1 mbyte disk drive and a 5.25" double sided double density 1 mbyte 80/40 track drive in one small casing with integral super smooth power supply, mains fuse and front panel mounted illuminated power switch — comes complete with cables to just plug in and run with any QL disk interface.

Built to the usual Sandy disk drive standards of high-quality with design flair and a one year guarantee — and priced at less than many ordinary disk drives!

**ONLY £209.00 inc. VAT**

SINCLAIR QL 128K	120.00	NEC SINGLE 3.5" DISK DRIVE	125.00
SINCLAIR QL 640K	199.00	NEC DUAL 3.5" DISK DRIVE	190.00
INTERNAL 512K RAM CARD	85.00	MITSUBISHI SINGLE 3.5"	99.00
THRU-CON 512K RAM CARD	99.00	BARE 3.5" NEC DISK DRIVE	80.00
SUPERDISK INTERFACE	85.00	BARE MITSUBISHI 3.5 DRIVE	60.00
SUPERBOARD 0K RAM	110.00	QLMULTI 3.5/5.25 DRIVE	209.00
512K RAM	200.00	SERIAL PORT CABLES	4.50
SQB MOUSE COMPLETE 0K RAM	197.00	JOYSTICK PORT CABLES	5.50
512K RAM	287.00	QL SPARES AND KEYBOARD MEMBRANES IN STOCK	
SQB RAM UPGRADE 0-512K	99.00	PHILIPS 14" COLOUR MONITOR	274.00
QIMI INTERNAL MOUSE I/F	29.90	MICROVITEC CUB MONITOR	249.00
QIMI + QRAM	54.97	PHILLIPS 12" GREEN MONITOR	
QIMI + MOUSE + QRAM	89.00		

## NEW — NEW — NEW — QL-MULTI — NEW — NEW — NEW SPECIAL OFFER — SUPERDISK INTERFACE + SINGLE DISK DRIVE ONLY £180.00

Sandy (UK) PCP Ltd., Unit 33, Murdock Road, Manton Lane, Bedford MK41 7PQ. Tel: (0234) 219814 Fax (0234) 270133  
Prices include VAT & Carriage



Export enquiries welcome

# ARTIFICIAL INTELLIGENCE 'IN CHECK'

In this issue Marcus Jeffrey begins a series of articles, detailing the development of a program designed to play a strategy game such as draughts

In the next few months we will develop a SuperBasic program to play the game of *Draughts* — or Checkers. The development of the program, which is a fine example of how to develop a program to play any strategy game of this type, will be explained in detail. The program will take many features from the classic Draughts program written by A.L. Samuel in the late 1950s and early 1960s.

The program developed in the magazine will play a reasonable game but is not intended as a commercial product. Consequently graphics and such will be kept to their basics but the modular design and detailed explanation should enable any competent programmer to add, say, a three-dimensional board, user-friendly input routines and so on. On completion of the series, an enhanced version of the program will be available through Microdrive Exchange.

Before embarking on the initial design phases and data structures we will take a look briefly, at the features to be included in the final version. The main feature of any program of this kind, is the Evaluation Function, a routine, or more usually a series of routines, which assign a point score to a position. That is essential if the

computer is to be able to tell whether a move leads to a good (better) or bad (worse) position.

That works in the same way as a human player might judge a position. If you were playing a game of chess and chose a move which left your queen "en prise" — ie., in a position of immediate capture — it would seem reasonable to judge the position to be bad for you, though very good for your opponent.

## Subtle factors

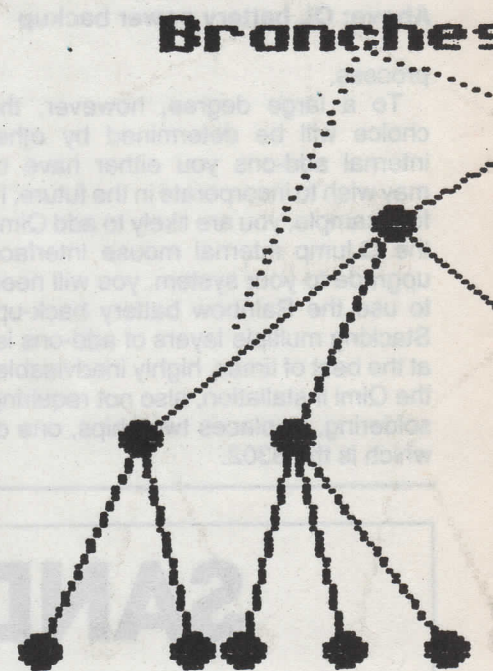
Unfortunately very few positions are so clear and much more subtle factors come into play. In chess they might include centre control, pawn structure, material balance, attacks and defences, king position, pins and so on. Although a human player may be able to look at a position and make a few imprecise judgments on its value, a computer has to be much more logical in its approach. Consequently an evaluation function is used. It will assign scores to all the features of the position which are felt important.

In Draughts, those features might be centre control (CC), forks (F), material (M), threats (T) and so on. Those features will then be combined into a collective score for a position. It may be that some features are more important

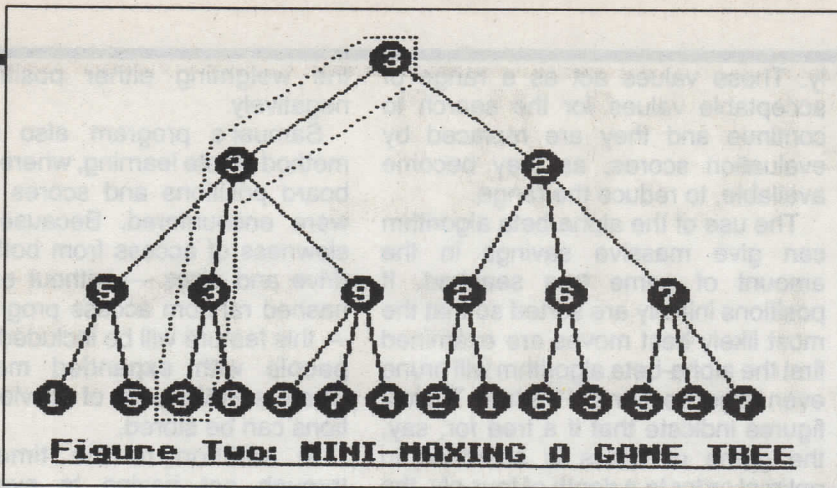
than others, so weights are used. The final evaluation will be along the lines:  
$$f(\text{Eval}) = (w1 * CC) + (w2 * F) + (w3 * M) + (w4 * T) + \dots$$

There is another reason for using external weights rather than modifying the range of scores returned to the evaluation function by the various functions designed to score each feature. That is the ability for the program to modify its own play, at which we will look later.

Once the evaluation function has been added to the skeleton program we are in a position to play a game against the computer. At that point we would not expect it to play particularly well. One of the main reasons is its lack of foresight. Human players would not only consider the position in which they are but also the one once they have made their move. They would also take into account the consequences of the move and the resulting possible positions once their opponents has moved.







**Figure Two: MINI-MAXING A GAME TREE**

take a long time.

Consequently game-playing programs will search to a particular depth, then apply their evaluation function to the positions represented by the terminal nodes of the tree. A system known as mini-maxing is then used to backtrack through the tree with the scores and finally decide which move to make.

Mini-maxing assumes that the evaluation function will return a high score for a good move for the computer and a low or negative score for a good move for the opponent. If we look at the three-ply search in figure two, the scores shown at the bottom — terminal nodes — are those given by the evaluation function for the positions represented by these nodes.

Now the branches between the previous level — two-ply — and the terminal level are for moves made by the computer when it will be trying to maximise the evaluation function score. Therefore the highest score from each of the terminal nodes is copied to the appropriate parent node. That gives us a set of scores in a two-ply tree, ignoring the terminal level.

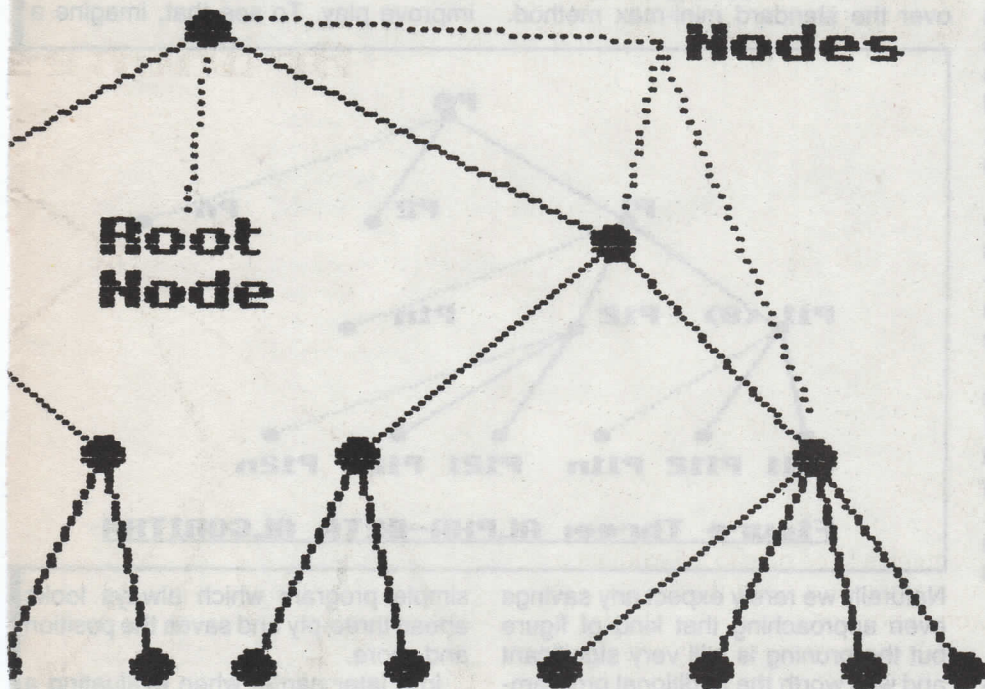
### Lowest scores

As the branches to the second level represent moves made by the opponent we want to minimise the evaluation function scores. Remember that, the lower the score the better it is for the opponent and the worse for the computer. So, in the same way, we copy the lowest scores to the one-ply level.

Again, it is the computer's move, so the highest score is copied to the root node. The route shown by those scores, ringed by the dotted line, shows the sequence of play expected for the next three moves. That, of course, assumes that the opponent will play the move which the computer thinks is best for the opponent.

There are a number of modifications to this basic tree search algorithm which serve to improve matters. To begin, it is rare for programs to search to a fixed depth and then stop regardless of the situation on the game board. Most programs instead search to a fixed depth of, say, five-ply, then continue their search along any "active" lines until a quiescent position is found.

A quiescent position in this kind of game would probably be defined as one in which no captures were possible. In the game which we will develop, captures are forced — i.e., must be made — so they will be played out through the tree and the terminal node will then be the



**Figure One: TREE STRUCTURE**

They might then consider the possible replies to their opponent's move and so on.

The computer performs that operation using what is known as a "game tree", "mini-maxing" scores to find the best move. A tree structure in computing is a data structure which represents an inverted tree — figure one — similar to a family tree. Data is held at each "node", with parent nodes and child nodes, as you might find in a family tree.

### Tree root

We can represent a series of moves in a game using this structure. The root node — top of the tree — is assumed to be the present position and all the branches to the child nodes are the possible moves which can be made. From each of those nodes the next level shows the moves possible by the opponent and from those the branches represent your replies to your opponent's possible moves.

Each extra level of the tree is known as a "ply". Thus a search which considers your moves, your opponent's replies, and your possible moves from those replies would be a "three-ply" search.

Obviously, in an ideal world, the computer would search through a large number of ply until it reaches the end of the game along every possible branch. At that point it would be able to play perfect moves and always win. Unfortunately the tree expands exponentially.

Assume we are searching a tree for the game of chess, which has an average of about 30 possible moves from any given position. At the first ply we would have 30 terminal — bottom of tree — nodes to search, at the next ply that would be 900 ( $30 \times 30$ ), at the next level 27,000 ( $30 \times 30$ ), 810,000 at the next level and so on. When you consider that an average game of chess will last, say, 40 moves, you can imagine that this kind of method would

# ARTIFICIAL INTELLIGENCE 'IN CHECK'

position at the end of this sequence.

Another feature which will be developed is the alpha-beta algorithm. It works on the principle that once a reasonable move has been found it is not worth examining obviously inferior sequences. Imagine that we are developing a tree, such as the one in figure three. Only part of the tree has been shown, because, rather than holding all the positions in the tree, it is often the case that programs will hold only one position at each depth, discarding it when another position is required at that depth.

That saves a good deal of memory and is almost as easy to program as the memory-greedy method, especially using recursion techniques which we will examine when developing the program.

Let us assume that the program has evaluated the terminal positions P111 to P11n and found that the largest score is, say, nine. It can immediately mini-max that score to position P11. Continuing with the tree search, the program will start expanding positions P121 to P12n.

## Node value

What happens if one of these nodes returns a score larger than nine? A score larger than nine will be mini-maxed to position P12 and the search will continue. When the opponent is trying to minimise the score, when mini-maxing the scores from positions P11 and P12 through to P1n, he will definitely not choose the node with the value larger than nine.

Commonsense tells us that the value nine is less than any values greater than nine. Consequently, when expanding the positions P121 to P12n, the computer can stop and discard the remainder of this portion of the tree as soon as it finds a score larger than the previous best score — in this case nine. A similar effect works at the next level up, where the opponent's minimum scores are mini-maxed and sections of the tree can be discarded if a value, which in this case must be less than a previous one, from a mini-maxed position is found.

The alpha-beta algorithm derives its name because two values, alpha and beta are set to minus infinity and plus infinity at even and odd ply respective-

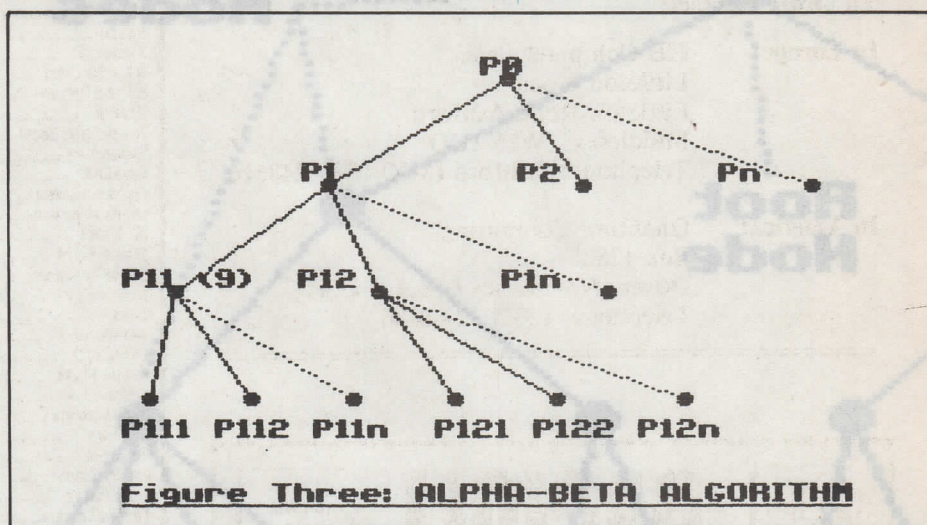
ly. Those values act as a range of acceptable values for the search to continue and they are replaced by evaluation scores, as they become available, to reduce the range.

The use of the alpha-beta algorithm can give massive savings in the amount of game tree searched. If positions initially are sorted so that the most likely best moves are examined first the alpha-beta algorithm will prune even larger sections of the tree. Typical figures indicate that if a tree for, say, the game of chess is searched in optimal order to a depth of four-ply, the alpha-beta algorithm will reduce the search by a staggering 99 per cent over the standard mini-max method.

the weighting either positively or negatively.

Samuel's program also used a method of rote learning, where it saved board positions and scores as they were encountered. Because of the slowness of access from both Microdrive and discs — without extensive hashed random access programming — this feature will be included only for people with expanded machines where a RAM table of previous positions can be stored.

In addition to the time-saving through not having to evaluate a position — it can be accessed from the table — this storage method can improve play. To see that, imagine a



Naturally we rarely expect any savings even approaching that kind of figure but the pruning is still very significant and well worth the additional programming.

Another item which Samuel incorporated into his program was a self-modifying evaluation function. Each feature of the evaluation function was given its own weighting. As the program played games — for instance, against itself — it "tuned" those weightings so that the more important features were given higher priority and some features were discarded completely.

## Polynomial procedure

The difficulty is how the program should choose whether a particular feature is significantly more important than any other. Samuel used what he called a Polynomial Modification Procedure. It used the difference between a mini-maxed score and the score when a position is encountered to modify evaluation feature weightings. Samuel took the view that if the evaluation feature was well-tuned, both of these scores would be the same. Consequently any differences between them could be used to modify

simple program which always looks ahead three-ply and saves the position and score.

In a later game, when evaluating a terminal node at a depth of three-ply, the program may find the position already held in the RAM table. In effect, that has already been evaluated at three-ply, so when the present positional scores are mini-maxed, the root node could be saved with a score to a depth of six-ply — the previous three-ply plus the present mini-maxed three ply.

In a still later game, the six-ply position may be used and so on. This method is a very slow form of learning. Nevertheless, the program is building a library of deeply-analysed positions without ever mini-maxing beyond three-ply.

Naturally for rote-learning to be used, numerous other routines must be written for saving and loading positions, housekeeping to ensure that only the most frequently-encountered positions are kept, fast access routines, and so on.

● In next month's article we will develop the skeleton framework of the program, including the board representation and move generator.

# QMONIX CODE SOFTWARE

Item #	Name	Price
# U01	Cloney The Copycat	£ 10.00
# U17	* Qmonix File Manager	£ 14.00
# B10	* Qmonix Address Book	£ 14.00
# B11	Qmonix Checkbook Manager	£ 19.00
# S01	Qmonix Keyboard Drill Sergeant	£ 10.00
# S06	* QL Kitchen Aid	£ 14.00
# S07	* Qmonix Computer Chef	£ 14.00
# G05	* QL Tabletop Draw Poker	£ 10.00
# C08	* Qmonix 300 Baud Conference Multi-Window Terminal Program	£ 15.00

\* Means Programs Require Supertoolkit II Commands

## To Order Contact:

**In Europe:** HB Computer Sales  
Littleton House  
Littleton Road Ashford  
Middlesex TW15 1UQ  
Telephone: Ashford (MX) 0784 248616

**In America:** Quantum Computing  
Box 1280  
Dover, New Jersey 07801 - USA  
Telephone: (201) 328-8846



# BYTEBACK

## THE QL SPECIALIST

GAMES	ONLY	ART AND DESIGN	ONLY
Type-22	Talent 16.00	Datacad QL	Datakey 9.50
Deathstrike	Talent 12.50	Eye-Q	Digital 25.00
Hover Zone	Talent 12.50	Super Srite Gen	Digital 25.00
Farmer	Talent 12.50	Sign Designer	D.S. Ent's 16.00
QL Defusion	Realtime 8.50	The Designer	Pyramide 17.00
Stone Raider II	Microdeal 12.50	Graphic Toolkit	Pyramide 12.50
Steve Davis Snooker	CDS 12.50	Nucleon	Pyramide 17.00
Bridge Player II	C.P.Soft 16.00	QL Peintre	Pyramide 12.50
3D Slime	Datalink 11.00	Viewpoint 3D	Rubicon 17.00
Blocklands	Digital 8.50	PCB Designer 1	Talent 85.00
Droidzone	Digital 8.50	PCB Designer 2	Talent 45.00
Super Backgammon	Digital 11.00	Graphical Plus	Talent 21.00
Spook	Eidersoft 9.00	TechniQL	Talent 43.00
Karate	Eidersoft 12.50	Technikit	Talent 21.00
BJ in 3D Land	Eidersoft 7.00		
BJ The Return	Eidersoft 8.00	<b>ADVENTURES</b>	<b>ONLY</b>
Citadel	Eidersoft 7.00	Horrorday	Talent 12.50
Zapper and Eagle	Eidersoft 7.00	Quill System	Gilsoft 16.00
Hyperdrive	English 12.50	Executive Adv.	Gemini 12.50
Scrabble	L. Genius 12.50	Aquanaut 471	Microdeal 17.00
Flight simulator	Microdeal 17.00	Mortville Manor	Pyramide 17.00
Lands of Havoc	Microdeal 17.00	Nemesis	Talent 12.50
3D Chess	Psion 17.00	Zkul	Talent 12.50
Match Point	Psion 12.50	West	Talent 12.50
Super Croupier	Pyramide 12.50		
Mister Smith	Pyramide 9.50	<b>UTILITIES AND BUSINESS</b>	<b>ONLY</b>
Vroom	Pyramide 13.00	Front Page	Gap 21.00
Wanderer	Pyramide 17.00	Task Master	Sector 25.00
Othello 3D	Pyramide 17.00	Spellbound	Sector 30.00
Knight Flight	Realtime 12.50	Desktop Publisher	Digital 59.00
Dragonhold	Rubicon 12.50	Wimp Designer	Talent 13.00
Tank Busters	Sellasoft 14.00	Super Astrologer	Digital 21.00
Quboids	Sinclair 8.00	Pro Astrologer	Digital 45.00
Bounder	Sinclair 8.00	Super Media Mgr	Digital 34.00
Meter Storm	Sinclair 8.00	Cart. Media Mgr	Digital 21.00
Strip Poker	Talent 12.50	The Editor	Digital 25.00
Oxford Trivia	Talent 15.00	Editor Special Ed.	Digital 35.00
Jungle Eddi	Talent 12.50	ICE	Eidersoft 25.00
Lost Pharaoh	Talent 12.50	Icicle	Eidersoft 12.50
		ICE Toolkit	Eidersoft 11.00
		Choice	Eidersoft 14.50
		Artice	Eidersoft 12.50
		Ospell	Eidersoft 19.00
		Ospell (disk)	Eidersoft 23.00
		Bag of Tricks 1&2	Pyramide 11.00
		Touch Typist	Sector 10.00
		Qimp	Talent 21.00
		Sideways	Talent 17.00
		QL Toolset	Talent 17.00
		Cartridge Doctor	Talent 12.50
		Cosmos	Talent 12.50
		Tasprint	Tasman 18.00

PROGRAMMING	ONLY	ONLY	
Supercharge	Digital 42.00	Microdrive Cartridges	1.80
Turbo(+ Toolkit)	Digital 84.00	4 Cartridges (in wallet)	7.50
Better Basic	Digital 21.00	20 Cartridges in Transform Box	39.00
Superforth	Digital 34.00	Transform storage box	4.50
Assembler Dev.Kit	Metacomco 34.00	Miracle Expanderam 512	75.00
Lisp Dev.Kit	Metacomco 49.00	Miracle Centronics Interface	18.00
C Dev.Kit	Metacomco 79.00	Schon QL Keyboard	55.00
BCPL Dev.Kit	Metacomco 49.00	Star NL10 Printer	275.00
Pascal Dev.Kit	Metacomco 75.00		
Basic-Ally	Talent 25.00		
Assembler Workbench	Talent 21.00		

HARDWARE	ONLY	ONLY
Joystick adaptor	4.50	
The ARCADE joystick	17.00	
Quickshot II joystick	8.00	
Quickshot TURBO joystick	13.00	
Mouse + ICE + ARTICE	79.00	
Miracle Trump card	189.00	
Miracle QL Modem	45.00	
Star NL10 Printer	229.00	

BARGAIN BASEMENT	ONLY
4 Game Pack (BJ in 3D Land + Citadel + Zapper + Eagle)	14.00
2 Game Pack (Bounder + Quboids) ★ Limited Stocks ★	13.00
ICE eprom + Artice + Toolkit + Choice + Icicle	72.00
2 Game Pack (Metepstore + Caverns) ★ Limited Stocks ★	13.00

Best prices on QL EXPORT ORDERS to EUROPE and the WORLD! Write for details.

**ALL PRICES INCLUDE VAT AND FIRST CLASS POST TELEPHONE (0636) 79097 FOR PERSONAL ASSISTANCE**

Send Cheque/PO to:

**BYTEBACK**

6, Mumby Close, Newark, Notts NG24 1JE

# PACIOLI

PACIOLI is a money control program for people that wish to take full command of their financial affairs. Once initiated PACIOLI shall return strength and performance ratios and pertinent trends, perpetually.

- embodies the secrets of double entry book keeping
- easy to use, supplied with model for quick learning
- automatic updating of ledgers, profit & loss account and balance sheet for instant viewing.
- generates monthly, quarterly and annual spreadsheet records automatically.
- graphical representation of data with histograms and pie charts.
- hardcopy facility.
- in quick loading, fast running, multitasking code.

Supplied on microdrive, price including vat and p & p;  
ONLY £24.95

(PACIOLI uses 95K of RAM)

**ZEATLINE PROJECTS LIMITED**  
3 York Close, Washingborough, LINCOLN. LN4 1SQ  
Tel. (0522) 792378

# SUPER BASIC

## PART II

Mike Lloyd continues last month's theme of software development with a close-up view of planning a structured SuperBasic program.

The top-down programming strategy explained last month exploits two essential features of structured programs, modularity and hierarchy. The top-down technique involves starting with an outline of an idea and breaking it into ever-more detailed segments. The programmer eventually has a hierarchy of modules, each well-suited to becoming a user-defined procedure or function.

Other planning techniques could be used to arrive at that stage, some of which will be covered later in the SuperBasic series, but whatever overall strategy is used the next steps are to plan the individual program modules, code them, test them and integrate them with the other constituents of the program. When the program has been completed it needs to be documented and kept updated. This month's article covers all those stages in the life cycle of a program.

A useful *aide memoire* when writing a substantial program is a list of all the variable and procedure names used in the program. The *global name table* should be updated throughout program development and retained with other documentation for reference. As well as avoiding conflicting uses of variable names, the table aids the understanding of unfamiliar listings, provided the purpose of each variable is recorded. Large or complicated modules might need supplementary name tables. A

typical table layout appears at figure one.

Choosing names is a matter of personal preference but ver-

might begin with X or Y, e.g., *Xblock*, *Yblock*; data

the one at the very top of the hierarchy from which all

© Mike Lloyd 1987

SUPERBASIC PROGRAM NAME TABLE

Program Title: *3D-GRAPH.....* Date Commenced: *4. Mar. 87.....*

Description: *Produces EASEL compatible 3dimensional block graphs.*

User Definitions			Parameters	Notes
Line No	P/F	Name		
100	P	INIT	-	Set screen and arrays.
200	P	MENU	-	Show menu options + read choice.
300	Fn	GETKEY	start, finish	Return ASCII value of Keypress if between START and FINISH
400	P	SCALEX	colmax rowmax height option	Calculate graph scale No of columns displayed No of rows displayed Assumed height of viewing angle Display option (1-4)

GLOBAL VARIABLES			Type	Name	Notes
Type	Name	Notes			
FP	Key	ASCII value			
FP	Col	No of columns			
FP	Row	No of rows			
INT	Opt%	Display option			
\$	Title\$	Display heading			
FP	Height	Pixel height of block			

ARRAYS			Type	Name	Dimns	Notes
Type	Name	Notes				
FP	INFO				Col, Row	Holds true values to be displayed
\$	COLNOTE\$				Col, 1Ø	Holds column headings
\$	ROWNOTE\$				Row, 1Ø	Holds row headings

•Figure one  
How to fill out  
program  
name table

bose. Many programmers develop glossaries of names which they use for similar purposes throughout their programs, thereby giving them almost the status of system variables. For example, the command *REPEAT LOOP* is seen so often that novice programmers might mistake *LOOP* for a SuperBasic keyword.

Other favourites are *XPOS* and *YPOS* for co-ordinates and *CHAN* for a channel number.

The purpose of variables can be made clearer by adding prefixes or suffixes to denote their purpose. Thus screen co-ordinates

pointers might end with *\_p%*, and ASCII values might end with *\_key*.

With a skeleton name table to hand and the pre-planning stages discussed last month completed, the next step is to begin coding the program. A properly-structured SuperBasic program will in most cases consist entirely of user-defined routines which could be written in almost any order, so where should coding begin?

One option is to identify the *root* module in the program plan hierarchy — i.e.,

flow lines stem — code it and then progress through the most important “mainstream” modules in the order in which the interpreter is most likely to encounter them. Once the core of the program has been written, interactive testing can begin at a relatively early stage in the programming process and subordinate definitions can be written which meet the requirements of the mainstream routines exactly.

When writing a module its type and its name must

be decided. Many routines can be written equally well in SuperBasic either as functions or procedures, although more discipline might be required if a program is destined to be compiled. In theory, procedures should not change the value of parameters but SuperBasic breaks this rule with both the INPUT and the READ commands. Programmers usually can ignore the rules without complaint from the SuperBasic interpreter, although purists might comment about poor style. Module names, like variable names, should be brief and meaningful and their readability is improved further if function names are nouns and procedure names are verbs.

### Parameters

The next stage is to define the module input and output parameters and conditions. That might be as simple as recording that a routine works only with string parameters, or that it presumes that a particular channel is linked to the printer, but in some circumstances the limitations may be more complex. Generally, the fewer assumptions made by a routine the fewer opportunities there will be for errors to creep in and those which are unavoidable should be recorded alongside the program name table.

Unfortunately, SuperBasic is unhelpful in this respect because it is not possible to detect such things as the current CSIZE values or window attributes without resorting to peeking system variables. Figure two shows a typical record of program assumptions.

Many modules can be written and modified on-screen without pre-planning but more complex routines will need to be planned as carefully as the program. The design of programs, or parts of them, can be represented by flowcharts, structure diagrams and pseudo-code. Those

methods will be dealt with in detail in a later SuperBasic feature but for now pseudo-code, the method usually accepted as the most suitable for program planning, will be introduced.

Pseudo-code is a form of note-taking which uses Basic keywords in a non-rigorous way. There is a pseudo-code definition of a simple procedure which prints text in any size window without breaking individual words:

```
DEF PROC write (text)
  IF no breaks in text
    PRINT text
  RETURN
ELSE
  PRINT !next word!
END IF
END DEF
```

Pseudo-code should be simple enough to write quickly and detailed enough to make translation into SuperBasic uncomplicated; it is generally easier to understand pseudo-code than the equivalent SuperBasic listing. Keywords usu-

ally are written in capitals and non-reserved keywords in lower-case; only essential punctuation is used. When programmers are writing for convenience the conventions adopted are immaterial so long as they are consistent and clearly meaningful. When pseudo-code program plans need to be understood by many prog-

### Computer dialect

rammers, however, it has to be more stylised. PDL, the Program Description Language, is one attempt at regularising Basic patois but its weakness is obvious. If it is regular it can be turned into a computer dialect, thus defeating the object of having pseudo-code in the first place.

The most important thing to have correct when planning a module is its structure. Fortunately even in SuperBasic there are only a small number of control constructs and in most cases one of them will be an obvious choice for a given application. A review of past editions of *The Progs*, however, reveals that many programmers stay with the habits of less powerful dialects and thus rob their programs of the power SuperBasic control structures can provide.

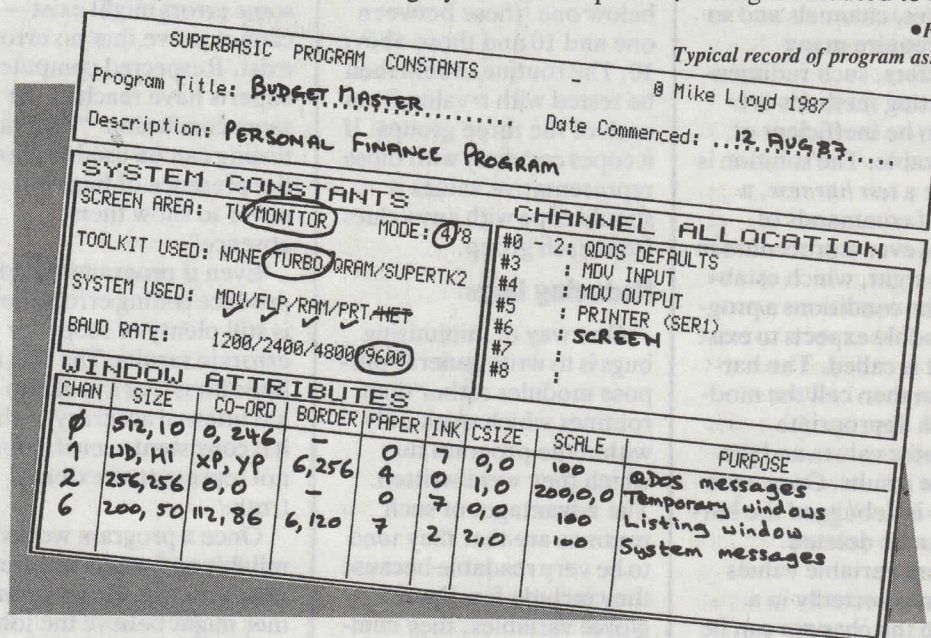
Modules with no or very few control constructs can be lengthy and still be per-

ings and make maximum use of the screen.

It is usually preferable to code each routine in full before conducting error-testing. Because each routine should be a "mind-sized" piece it should be possible to write the constituent commands in line number sequence without over-taxing the brain. If it becomes too difficult, however, subdivision of the module might again be necessary.

Modules should be tested prior to integrating them with other routines in the program. There are three reasons why a module might malfunction — the code might be incorrect, unexpected variable or parameter values might not be catered for, or the user might fail to act as expected and so produce an error. Programmers must accept responsibility for all program errors, however they are caused, and programs therefore need to be tested comprehensively before being distributed to an

•Figure two



ally are written in capitals and non-reserved keywords in lower-case; only essential punctuation is used. When programmers are writing for convenience the conventions adopted are immaterial so long as they are consistent and clearly meaningful. When pseudo-code program plans need to be understood by many prog-

fectly acceptable but more complex modules can lose a programmer within a dozen lines. As a rule of thumb if a module is too large to be displayed completely on-screen it should perhaps be divided into smaller modules. The April, 1987 *Better Basic* included some simple routines to help programmers navigate lengthy list-

unsuspecting public.

An advantage of structuring a program properly is that routines can be tested independently. Rather than running long programs to reach the point where the module being tested is reached, user-defined pro-

# SUPER BASIC

## PART

### II

#### CONTINUED

cedures can be called by direct commands. Functions need to be tested from within dummy expressions, often simple PRINT statements such as *PRINT func(x, y, z)*.

#### Test harness

Where routines make assumptions about window attributes, channels and so on, or require many parameters, such rudimentary testing methods are likely to be inefficient or unworkable. The solution is to write a *test harness*, a series of commands or perhaps even a procedure in its own right, which establishes the conditions a program module expects to exist when it is called. The harness can then call the module with appropriate parameter values and display the results. Once a procedure is debugged the harness can be deleted.

Where variable values alter unexpectedly in a module the changes can be monitored by embedding *tag lines* in the routine to display variable values, using either a suitable window or the printer. The tag line might appear in more than one place so it is often more convenient to write a tag procedure.

It is important to test modules with all possible values which might occur

and two useful methods to ensure that a test is exhaustive without being unmanageable are *Boundary testing* and *equivalence testing*.

Boundary tests involve identifying the highest and lowest values which a variable might take and using those values in a test harness. If they do not produce errors it is likely that all the intervening values will also work correctly.

#### Integer class

Equivalence testing works in a similar manner. The possible range of a variable is divided into groups of essentially equivalent values. If an integer variable is tested to see if its value lies between 1 and 10 inclusive, the class of "all integers" can be divided into three groups — those below one, those between one and 10 and those above 10. The routine should then be tested with a value from each of the three groups. If it copes correctly with those representative values it should cope with any values from each group.

#### Reducing bugs

One way of minimising bugs is to write general-purpose modules rather than routines which work only within the program for which they were written. The advantages of such routines are that they tend to be very readable because they include few if any global variables, they compel the programmer to cater for a wide range of possible errors, the minimum of assumptions are made and the routine can be used in other programs without modification.

Debugging takes place only once and the same problems do not need to be solved again and again. The demerits are that they tend

to be longer than bespoke routines, they involve more parameter-passing, and they might not meet the requirements of a particular program precisely.

When modules are linked the program as a whole needs to be tested to eliminate unforeseen clashes which could result in runtime errors. Although it is sometimes possible to work methodically through all possible menu options and variations of procedure and function calls to search for errors, one of the best ways of finding mistakes is to let someone unconnected with the writing of the program use it unsupervised.

#### No absence

Sadly there is a great deal of experience that error-testing is never perfect. Testing proves only that some errors might exist — it cannot prove that no errors exist. Respected computer experts have reached the same conclusion: "Program testing can be used to show the presence of bugs but never to show their absence".

Even if programs never produce coding errors there is still plenty of scope for errors in results. The best to hope for is that a program has internal accuracy — that it is consistent even if it does not represent an external truth.

Once a program works reliably and meets the user's requirements the programmer might believe the job is complete but an important task remains. All except the most trivial programs should be documented properly to assist future amendment, to explain how the program works to another programmer and to instruct the user.

Documentation is usually divided between a user's manual and a programmer's

guide. The paucity of well-written computer manuals and the many examples of poor user guides demonstrate how little attention programmers pay to informing users about how their programs should be used. Programmers' guides are rarely published but the indications are that the same low standards prevail.

A listing is a programmer's guide and it can be made very informative by the intelligent use of structure, variable names and REMarks. The nature of Basic dialects restricts the understanding which can be gleaned from a listing alone, so a programmer may wish to represent either a whole program or key parts of it in other more accessible forms. That can be done using pseudo-code, structure diagrams or flowcharts.

#### Structure diagrams

In practice, pseudo-code offers few advantages over a program listing for documentation purposes. Structured diagrams are excellent for representing program design down to individual user-definitions but the conventions become less apt within a module. The internal design of a module is perhaps best represented using good, old-fashioned flowcharts which have been amended suitably to represent all the SuperBasic control constructs.

Work is, apparently, going on into a utility which codes SuperBasic programs from on-screen flowcharts. While not wishing to dampen any ardour, flowcharts have little to commend them as a planning aid but they form an excellent basis for documenting routines and can also help to disclose errors of program logic.

# SUPER BASIC

The programmer's final job is to write a users' guide. Even programs designed to be used intuitively, as the Psion programs were meant to be, require some basic level of instruction. Good user documentation must provide clear explanations without patronising the reader. Users expect program guides to be accurate, arranged logically and written clearly in concise, jargon-free English. If those attributes can be achieved with some style and wit the guide should be a success even if the program is not.

Error-testing, pre-production trials, documentation and feedback from users can all lead a programmer to re-examine parts of the program with a fresh eye

and perhaps to conclude that it could be better-written.

The keys to successful program modification are in writing the program correctly in the first place, producing adequate documentation and to some extent predicting future expansion. Menu listings and displays can be written to allow extra choices to be added to the original list and programs might be designed from scratch to cope with additional memory even if the programmer is writing on an unexpanded QL.

## Start again

When the modifications for a program become too numerous or too complex, or the program outgrows

some of the original design parameters, it is time to start the design process again to take advantage of the lessons. A program is only a temporary solution to a problem. The problem might change with time, the programmer's understanding of the problem might develop, an improved understanding of SuperBasic or additional computer hardware might allow a different approach to be taken, and so on.

Thus a typical program life cycle comprises evaluation of an idea, design of the higher-level structures, construction of the individual modules, comprehensive testing, documentation, modification and, eventually, supersession. It is

interesting that when a program is copyrighted it appears that it is the evaluation of the idea and the structure design which primarily is protected, yet by ignoring sound planning principles many programmers spend far too little time on those essential elements.

• *Data structures are central to the design and implementation of many programs. SuperBasic will be examining many types of data structures in the coming months, interspersed with some useful and interesting applications. If you would like to see SuperBasic cover an important topic of SuperBasic program design or construction, write to the Editor.*

## TRANSFORM LTD.

## Computer Accessories

### MAIL LIST

£24.95

Allows you to retrieve names & addresses from within ARCHIVE. Other features include single key functions, prints address labels, exports files to Quill also compatible with our stock control.

### STOCK CONTROL

£24.95

Keeps records of all stock items including retail price, trade price, minimum order level, items on order & many other features.

### QSPELL

£24.95

Records appointments dates & times, can be used as diary, dentist, doctors, hairdressers, service engineers. Program allows 26 users, up to 40 appointments per day plus many other features.

### QL CALC

£9.95

Spelling checker for Quill supplied with 25000 words, checks an A4 page in 24 secs.

### PAYROLL

£63.25

Calculates weekly, monthly or 4 weekly payroll full tax calculations, coin analysis & payment rounding.

### ARCHIVE

Our team of programmers are able to write programs to your requirements, phone for further details.

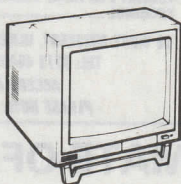
### INVOICING

£49.95

Sales day book, sales ledger & audit trail, for disk only, holds up to 4500 invoices with names & addresses, invoice address, plus multiple delivery addresses, links with stock control, retains invoices, also available  
Three part paper printed for invoicing.

**New**

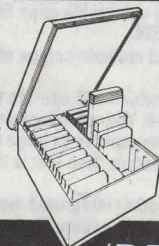
### MONITORS



Philips 7502 ..... £86.25  
Please add £5.75 for delivery.

**£86.25**

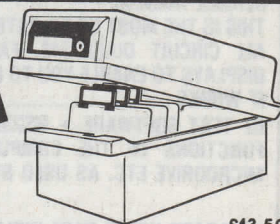
### MICRODRIVE STORAGE BOX



**£4.95**  
Single Box

700 sheets 3 part paper ..... £24.40  
1000 continuous labels ..... £6.65  
Please add £1.30 p&p

### DISK BOXES



**£13.50**

3½" box holds 40 ..... £13.50  
3½" jumbo box holds 80 ..... £17.50

Please add £1.30 p&p for disks & boxes.

### ACCESSORIES

Monochrome monitor lead ..... £5.75  
RS 232 lead ..... £11.50  
Centronics interface ..... £19.50

### DISK DRIVES & INTERFACES

Cumana disk interface ..... £79.90  
Sandy disk interface ..... £215.00  
Single 720k disk drive ..... £139.90  
Dual 1440k disk drive ..... £241.50  
Please add £5.75 p&p.

### MEMORY EXTENSIONS

512K ..... £99.00

← QL to ORGANISER **£39.95** →



TRANSFORM LTD (DEPT.QL ) 01-658 6350  
Mail order only. 24 West Oak, Beckenham, Kent. BR3 2EZ

VISA

# SECTOR SOFTWARE

★ 0772 454328 ★

## TOUCH TYPIST

Don't even think about buying a replacement keyboard until you know how to use the one you already have. Why type slowly when you can be typing at professional speeds letters, basic programs, data etc can all be entered in a fraction of the time now taken by learning to type correctly. Did you know that it is harder to type with two fingers than it is to type correctly. Touch typist is the fastest typing tutor available for the Sinclair QL. It will teach you to type at up to 211 wpm. It is 100% machine code and has a keyboard tutorial to show you the keyboard basics, 3 teaching modes, adjustable speed and accuracy targets, very fast interactive keyboard, your results can be displayed on a graph and be saved to drive for future additions, the full lesson editor will allow you to alter and customise any or all of the 200 lessons which can then be saved to drive to create a library of custom lesson sets, also included is a reward option where if selected providing you meet the requirements you specify you will be given a 100% Machine Code arcade game as a reward for your progress Touch Typist will run from disk, microdrive or ramdisk. Available on disc or microdrive at only £12.

THIS IS WHAT QL WORLD HAD TO SAY ABOUT THE PROGRAM

"Succeeding admirably as a serious course intended for beginners and experienced typists alike, Touch Typist is a well presented useful utility which includes the professional polish of good quality software" - QL WORLD, July 1986.

**SECTOR SOFTWARE**, having bought the first two Z88's from Clive Sinclair would like to contact all users of this machine for our Z88 mailing list. QL to Z88 file Transfer Software now available.

## VARIOUS

Trump Card.....	£195.00	Schön pc keyboard .....	£99.00
QL DUSTCOVER.....	£5.00		
MICRODRIVE LABELS ON TRACTOR FEED .....	£3.50 per 100		
20 MICRODRIVES IN TRANSFORM STORAGE BOX .....	£37.00		
MIRACLE 512K EXPANDERAM WITH THROUGHPUT EXPANDS YOUR QL TO 640K .....	£99.00		
INTERNAL 640K MEMORY UPGRADE LEAVES YOUR EXPANSION PORT FREE .....	£99.00		
MIRACLE AUTODIAL MODEM.....	£45.00	ASTRACOM 1000 MODEM.....	£199.00
MICROVITEC 1451DQ3 DEDICATED MONITOR (SUPERB GRAPHIC DISPLAY) .....	£260.00		

## ★ NEW ★

**REAL TIME** spelling checker for Quill or The Editor V.1-17 onwards on the expanded Sinclair QL. Checks input **BY THE CHARACTER** against its 30,000+ word dictionary. **SWITCHABLE 5 MODES OF OPERATION** to suit a variety of typing styles with **DICTIONARY AVAILABLE AT ALL TIMES. DISPLAYS EXAMPLE WORDS ON REQUEST. NO DISCERNIBLE REDUCTION TO QUILLS SPEED OF OPERATION. DICTIONARY EXPANDABLE TO MEMORY/MEDIA LIMITS.** Available on Disc or Microdrive at only **£29.95.**

# SPELL BOUND

## QL SPARE PARTS

### SERVICE MANUAL

THIS IS THE MOST UP-TO-DATE BOOK FOR REPAIRING THE QL. IT CONTAINS ALL CIRCUIT DIAGRAMS, FAULTFINDING CHARTS AND OSCILLOSCOPE DISPLAYS TO ENABLE YOU TO REPAIR YOUR OWN QL OR UNDERSTAND HOW IT WORKS ..... **£25.00**

QL TEST SOFTWARE + RS232 LOOPBACK LEAD TESTS ALL THE MAJOR FUNCTIONS OF THE COMPUTER, EG SOUND, COLOUR, KEYS, RS232 MICRODRIVE ETC. AS USED BY REPAIR COMPANIES ..... **£14.00**

KEYBOARD UPPER CASE INCLUDES, KEYS AND SPACEBAR .....	£16.00	BACK PLATE .....	£3.00
KEYBOARD LOWER CASE.....	£5.00	JS ROM SET .....	£28.00
KEYBOARD MEMBRANE.....	£6.00	ZX8301 ULA .....	£12.00
BUBBLE MAT.....	£3.00	ZX8302 ULA .....	£13.00
		RAM 4164 150ns .....	£5.00

## SOFTWARE

TOUCH TYPIST .....	£12.00	MEDIA MANAGER .....	£40.00
TASK MASTER .....	£25.00	THE QUILL .....	£23.00
SPELLBOUND .....	£29.95	FRONT PAGE .....	£23.00
SIGN DESIGNER .....	£16.00	SCRABBLE .....	£15.00
CARTRIDGE DOCTOR .....	£13.00	ARCHIVIST .....	£30.00
EYED .....	£29.00	GST MACRO ASS .....	£43.00
ARCHIVER .....	£17.00	FINANCE MANAGER .....	£19.00
TURBO .....	£99.00	KEYDEFINE .....	£10.00
THE EDITOR (DP) .....	£30.00	TALENT WORKBENCH .....	£25.00
PROJECT PLANNER .....	£30.00	SUPERCHARGE .....	£49.00
QLIBERATOR .....	£70.00	PSION CHESS .....	£17.00
FORTH .....	£34.00	BETTER BASIC (DP) .....	£20.00
DECISION MAKER .....	£30.00	GST ASSEMBLER .....	£26.00
GARDNER .....	£20.00	HOME FINANCE .....	£20.00
TOOLKIT 2 (EPROM) .....	£34.00	REVERSI! .....	£10.00
TECHNIQL .....	£49.00	OXFORD TRIVIA .....	£18.00

39 WRAY CRESCENT, ULNES WALTON, LEYLAND, LANCASHIRE PR5 3NA.

TEL: 0772 454328 PRESTEL MAILBOX 772454328

ACCESS AND VISA CARDS WELCOME.

PLEASE NOTE: ALL PRICES INCLUDE VAT & P.P.



*David Botby*

# TASK MASTER

## THE ULTIMATE OF MULTI TASKING

NOT just another multi tasking program, but a complete front end memory management system for the expanded Sinclair QL. **ON SCREEN CALCULATOR** with many features including delta percentage mark up/down. **POWERFUL FILE MAINTENANCE** of discs/microdrives. **NOTEPAD** with word wrap and "send note" feature. **SOFTWARE RESET** scans for, and warns of any vulnerable open files at close-down. **SERIAL PRINTER BUFFER**, user configurable up to 32K. **DUPLICATE CODE SHARING** allows you to load multiple copies of the same program without losing memory to additional code space. EG. 12 Abacus with 230K free. **COMMAND FILE MODULE** easily creates files which will operate the machine in your absence. EG. Could load Quill, fill in your address, type a standard letter AND print it. You will however have to post it yourself. **SOME** are under the impression that Taskmaster consumes large tracts of memory. **FACT** if you only wish to use the multi tasking module then that is the only one that you need to load, thus using only a small slice of memory. **OBVIOUSLY** if you wish to use any or all of the other integrated modules then progressively more memory will be used. **THE CHOICE IS ALWAYS YOURS.** Although complex in its actions Taskmaster is so user friendly that it was described as "VIRTUALLY IDIOT PROOF" by a major software reviewer. **AVAILABLE ON DISC OR MICRODRIVE AND STILL ONLY £25.00.**



# QL EDUCATION

QL EDUCATION

**MONTH  
TWO:  
Dealing  
With  
Numbers**

Leslie Fahidy tackles more problems faced by writers of educational software.

**W**e looked at some topic areas in mathematics last month which are suitable for computer teaching and we finished discussing the level of difficulty one. We then started on the next level, up to age 14, modern mathematics in that area. Also, as a reminder, we are dealing with those topics, at each level, which are necessary to achieve the required degree of numeracy. We exclude those areas which are the reserve of the would-be mathematician, or necessary only for those students who intend to study at a higher level in a subject which requires a good understanding of mathematics. I am not suggesting that those areas are unimportant — simply that we do not have the time to cover the whole mathematics syllabus. In any case, students in this category are less likely to rely on a computer program to teach them mathematics.

## New concepts

We have already dealt with modern mathematics in the up to 14 age group but there are other topic areas to consider. Formulae and equations is probably the first great obstacle which most students whose favourite subject is not mathematics will meet. Most types of numerical calculations are accepted to some extent but when it is a matter of calculating with letters, it does not make sense. At least, I am thinking of those for whom it does not.

While formulae and equations may represent an obstacle for some they also represent the greatest possibilities for those who write educational

programs. Remember that it is a new concept which is causing the difficulty, so the computer is eminently suitable for easing the task of understanding those new concepts.

Let me give a word of warning before we start a more detailed discussion. In many areas of knowledge, there is no need for the writer of an educational program to have expertise in the field — we can always borrow the expertise from someone who knows modern languages or geography or many other subjects.

## Expertise

I would not advise you to rely on outside expertise when writing educational programs in those areas of mathematics in which the acquisition of a new concept is causing the difficulty. Writing the program is simple. The difficulty is in pin-pointing those aspects of a new concept which precipitate the problem, and their recognition, plus how to deal with them, calls for expertise in mathematics.

One of the greatest problems which formulae and equations cause to non-mathematicians is the idea that we may use letters in our calculations. The second biggest problem is the technique of handling quotations. The computer is eminently suitable for teaching both the idea and the technique but we should engage in some thinking before we even start working on an algorithm. Let us start with how we can explain to the learner that it makes good sense to calculate with letters.

Numbers represent a high level of abstraction. There may be three dogs

or three cats, or three of virtually anything in Mother Nature, but there is no such thing as 'three'. In our program we must point out the fact, though we do not have to use words as complicated as abstraction; we must make every effort to demonstrate that we are on the students side, that we have at some stage faced the same problem. I think this point is of particular importance, since there seems to be a misconception, according to which you are either mathematically-minded or you are not.

There is no doubt that some people of all ages find mathematics easier than others. It is also true, however, that every child in normal education should be able to acquire a degree of knowledge in mathematics which is necessary in everyday life.

## Abstraction

Having established the fact that pure numbers do not exist in nature, the next task is to show to the student that using letters in calculations is merely an extension of the abstraction. Try to make the student see it this way. If I can write:

Area of a rectangle = Its length multiplied by width, why could I not write:

$$A = L \times W?$$

So long as it is understood that letters in calculations have any meaning only if they stand for a number. We may or may not know the number for which a given letter stands but it must represent a number.

Do not try to introduce complicated examples they can follow later. The important point at this stage is to

convince the learner that what we are doing makes sense, or at least fits into the pattern of similar things we have done in the past.

I have mentioned a second difficulty at this stage, that of acquiring the technique necessary to handle equations. It is just as important as the abstract concept of using letters in calculations but I think that educationally it presents an easier task, although from a point of view of examination success it may be more important.

Recently I had a program published in Microdrive Exchange aimed at teaching the student how to solve equations. Looking through that program may give an idea of what I have in mind but I suggest that you should either extend that program or write a separate one to include some graphics to facilitate the learning of the technique.

### Scale equations

A well-tryed and, as yet, unbeaten method for teaching how to manipulate equations in the one which compares an equation to a pair of scales. You could produce some interesting pictures on the screen to show you may do anything you like to one side of an equation, so long as you repeat your actions on the other side. This method could be applied as a simulation; when you add a quantity to one side, or remove it, make the pair of scales tilt in the appropriate sense and by the correct angular displacement until the same action is taken on the opposite side.

Even though it may not appear to fit into our scheme, since it is arguable that a knowledge of statistics is not necessary in everyday life, I would like to include this discipline among those

SYS

1

3

1

7

0

COM

which are necessary in mathematics. Statistics is needed in all the physical, social and life sciences; it also forms an integral part of most areas of business

2940  
16830 FT

studies. Apart from that, during much of our lives we are bombarded with statistical reports of all kinds. Would it not be of benefit if the learner could understand the hidden implications behind the statement: "Eight out of 10 cat owners who stated a preference said that they preferred brand Y"?

Statistics consists, essentially, of two parts, descriptive and inferential statistics. Our main concern is with descriptive statistics since, generally, we do not start drawing conclusions making inferences until a higher level of learning is reached. In descriptive statistics at this age level and also up to and including 'O' level, the student is expected to be able to collate and tabulate data, to represent it in various graphical forms and to carry-out calculations to find the various measures of central tendency and dispersion.

Even though some new words are introduced, much of elementary descriptive statistics is more a question of technique rather than new concepts. In our teaching programs we must bear this in mind. While it is necessary to explain every new word in the terminol-

ogy when it is first introduced, the emphasis should be on how to do it, i.e., on examples. Staying with terminology for a moment I find that most confusion in students' minds arises from a lack of knowledge of the precise meaning of many frequently-used

words, such as set, population, distribution, sample, expectation.

Do not be misled by the fact that those words have a legitimate meaning in everyday English. Those meanings may not be the same as their specific meaning in statistics, so it is necessary to give a concise explanation of each new term. I would go so far as to suggest that when writing a statistical teaching program the author should include a help facility, enabling the student to call on screen the definition of any special word at any stage of running the program.

So far as the exercises are concerned I would suggest that, when starting a new technique, the program should work through one complete example on the screen, pausing between stages and explaining what is happening at each stage. During the course of this example, the student should be able to return to any previous stage and continue from there. The student should be encouraged to do so - reinforcement is one of the key phases in the learning process.

For the sake of an example, if the project was to draw a pie chart of the data I would go through the following stages:

Explain the technique of drawing a pie chart. Wait for confirmation that the student is ready to proceed, then clear the screen.

Present the raw data on, say, the left-hand half of the screen.

Show the same data, ranked or reorganised according to a stated

# ABL

scheme, on the righthand side of the screen.

Ask the student to note the data, and when indicating by pressing a key that the information has been noted, clear the screen and, taking one data item after the other, work out the central angles in the pie chart.

After clearing the screen, present the ranked data angle, showing the values of the central angles in a different colour. Ask the student to carry-out each of the calculations and confirm the values calculated by the program. A practical hint is to round the angles to whole degrees — it is not reasonable to measure to an accuracy in excess of that figure.

When all necessary confirmations have been received, clear the screen and draw the pie chart. Next, give the student the choice of repeating the examples with a different set of data.

Should the student opt for no more examples, the program could generate some further raw data and present

introduce complex problems involving dependent events.

Most low-level textbooks on probability start with throwing dice and/or tossing coins and they adhere to that type of example for a long time on the learning curve. I think that this should teach us something. These methods and these simple examples have been tested and they work well so there is no need for us to deviate from accepted practices.

At level three, from the age of 14 to approximately 'O' level, I realise that the requirements are different from the level we have been discussing. There are two topic areas in the range which lend themselves so well to computer teaching so it would be a great pity to by-pass them without at least a brief mention of these fields. I am thinking of elementary trigonometry and calculus.

Trigonometry may appear to be

point in re-inventing the wheel but in this instance it would certainly help if we led the learner to the proper conclusion rather than state that Pythagoras has already found the answer.

That is only one possibility in teaching trigonometry but there are others. I taught the subject for many years to many students and I found that their greatest difficulty occurred in appreciating the importance of sin, cos and tan. They can learn the definitions but cannot see why all the definitions are necessary.

Even in the days before cheap home computers, I used to ask students to draw a family of similar right-angled



them as exercises, expecting the student to work through each in a like manner.

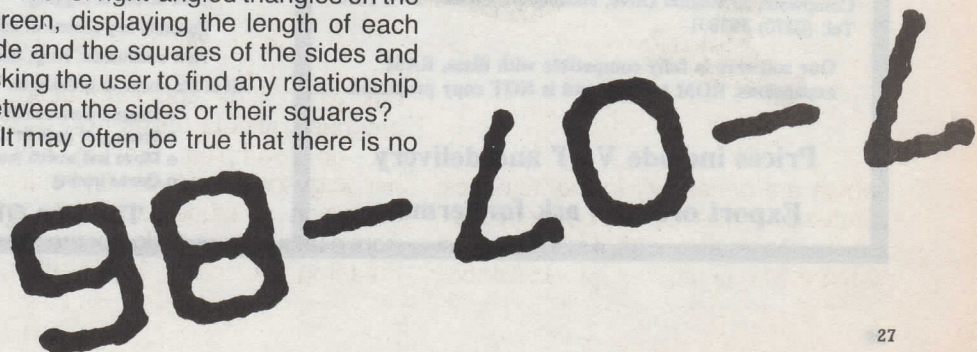
Another aspect of statistics for which the computer is eminently suitable is probability. There is one aspect of probability in which the concept needs careful explanation — that probabilities may be expressed on a numerical scale from zero to one. This statement is not so self-evident as it may appear to someone well-versed in probability I would certainly not try to save bytes by curtailing this explanation. The major key to success in this area is simplicity — you should certainly not try to

boring to the uninitiated but it is a highly-practical and exciting subject. What is more, it lends itself extremely well to computer methods of teaching.

Examine the possibilities of teaching one of the simplest and easiest statements in trigonometry: Pythagoras Theorem. 'O' level students are required to know it and use it, though they are not required to be able to prove it. Would it not convince the learner of its validity, and help it to be remembered if we were to draw a number of right-angled triangles on the screen, displaying the length of each side and the squares of the sides and asking the user to find any relationship between the sides or their squares?

It may often be true that there is no

triangles and measure the lengths of the sides. Further I asked them to find the ratio of two given sides by calculation. So far, the method has not failed me. Sooner or later, on each occasion, someone discovered that we could find the size of the angle by first constructing and later referring to a table of values showing the relationship between the ratio of sides and the angle. A discovery such as this, made by the student, is much more valuable than any explanation or formal proof. Need-



less to say, we can use the same method on the computer.

I feel I should mention briefly the possibilities available when teaching calculus. Drawing a curve and the tangent to the curve on the screen is the obvious way to approach the subject. If I chose to write such a program. I would start by asking some questions to ascertain that the student is able to write the equation of a straight line, given one point on the line and the angle it makes with the X-axis. If not, I would first concentrate on achieving that aim.

Once I am satisfied of the students' ability in this department, I would proceed to draw a quadratic or cubic curve, indicate a random point on the curve by a flashing dot and draw the tangent at that point. I would follow by asking the learner to write the equation of the tangent — while displaying on the screen the equation of the curve — and asking for suggestions on how we could have guessed the answer.

Whenever a possibility presents itself to lead the learner to the solution rather than make him learn it, I would always take the opportunity to do so and I am sure that, in the vast majority of cases, I would not be disappointed.

bytes  
70  
Free File

Mathematics encompasses a large number of fields. Apart from the simple cases which I have discussed. The limitation of topic areas was self-imposed; clearly, in a series of articles of this nature it is not possible to consider all possibilities but the basic principles of writing good mathematical educational software remain the same, irrespective of the area under discussion.

Make sure you understand what the problem is, or each of them if there are several, and concentrate on one point at a time. It is useless to try to teach too many principles or techniques at the same time. Because of the interdependence of one mathematical topic on the other, it usually requires careful consideration which problem must be tackled first.

Once the problem has been located it usually pays to analyse it; try to discover why the problem exists. It often happens that the lack of background knowledge is to blame; in such a case it would be pointless to continue without first supplying and reinforcing the necessary understanding.

Provide ample examples, some of which should be used as teaching material, i.e., the program works out the answers showing the method step-by-step and the rest are exercises for the student. Answers to all exercises must be checked carefully.

The program should include facilities to enable the student to return to earlier parts of the explanation. It often happens to all of us that a point appears to be clear and well-understood until the need arises to use it in an example.

The writing of good educational software generally, and mathematical software in particular, is not an easy task. The writing of the code is easy; it is only a matter of being familiar with the language. The difficulty is in analysing the problem(s) which the learner faces and constructing a logical solution which will assist in mastering the topic.

## Unbeatable Quality

### Software

Task Swopper (New Version)	19.95
Microdrive Copycat	10.99
Boot 128K	5.99
Undistorted Screen Dump	5.99
Basic Microdrive Toolkit	9.99
Assembly Language Toolkit	19.95

Computer One Pascal	39.95
Computer One Forth	39.95
Computer One Professional Monitor	39.95
Computer One Monitor (V1)	19.95
Computer One Assembler	29.95
Computer One Typing Tutor	14.95

### Hardware

Sinclair QL (30 day warranty)	119.00
Miracle Systems Trump Card	189.00
Cumana single 3.5" disc drive	139.00
Cumana dual 3.5" disc drive	219.00



Compware, 57 Repton Drive, Haslington, Crewe, CW1 1SA.  
Tel: (0270) 582301.

Our software is fully compatible with discs, RAM expansions, ROM toolkits and is NOT copy protected.

Prices include VAT and delivery

Export orders - ask for terms

## NEW Products

### Task Swopper (Version 2) - NEW 19.95

(Upgrade price 10.00 if you return your old Task Swopper manual.)

#### New features:

- True job cloning. (Saves memory, eg: 9 Psion clones in a 640K QL leaves 400K free!!)
- Ready made and easily customised start-up menu program.
- Automated printer driver selection (useful for program swapping and also for selecting different types from your printer).
- Automated set up of the QL clock minimises typing by remembering the year/month/day.
- Multitasking clock program.
- Compatible with the QL front end program QATS.

All these features, and *Task Swopper* still only uses 10K of RAM, and is compatible with floppy discs, ROM toolkits, RAM discs and useful utilities such as QL Keydefine.

### Computer One Professional Monitor - NEW 39.95

(Upgrade price 20.00 if you return old cartridge - you will need to keep the old manual.)

#### New Features:

- Symbolic debugging including symbol management.
- Integral 68000 assembler for single/multi line assembly and assembly from files.
- Include files.
- Dual screen debugging.
- Function key control of monitor clones.
- New commands: swap, noswap, noclones, noflags, escape, sleep, base, ".

All of the above in addition to:

- o Integral disassembler
- o Tracing of code in RAM or ROM
- o Move and search memory
- o Queue tracing
- o Memory modify and display
- o Breakpoints in RAM or ROM
- o Full job inspection and control
- o Configurable multi-window display

The Best QL Debugging Aid Ever Produced

# PYRAMIDE SOFTWARE — SPECIAL OFFER

WANDERER: 'The three dimensional graphics are stunning' (Popular computing, 21-27 August '86)	ONLY £12.00
MORTVILLE MANOR: Mystery adventure game!	ONLY £10
VROOM: A new challenging car race for the QL with fast colour graphics and real racing circuits.	ONLY £9.00
QL OTHELLO: 'You would be hard pushed to find a BETTER VERSION of Othello on ANY MICRO'. (Sinclair QL World, July '86)	ONLY £8.00
MISTER SMITH: CHALLENGING ARCADE IN FULL COLOUR!	ONLY £8.00
SUPER CROUPIER: The ULTIMATE CASINO SIMULATION!	ONLY £9.00
NUCLEON: A utility package of drawing, music, window, Icon Development and character generation programs.	ONLY £10.00
BAG OF TRICKS 1 and 2: It consists of programs (games, utilities, basic keywords and more)	ONLY £9.00
QL PEINTRE: The best value-for-money graphics package for the QL!	ONLY £9.00
GRAPHIC TOOLKIT: Seventy new SuperBasic instructions written in 100% Machine code which will enhance greatly the graphic capacities of your QL	ONLY £9.00

## THE DESIGNER: DRAW WITH CONCEPTS

'The Designer is not just another graphic drawing program for the QL, because the way of drawing is completely new: You first define basic shapes with the classical drawing functions, but then you can use them as many times, at the size, at the angle, at the position, at the colour you wish to create a new drawing! You can even define the finished drawing as another shape. The applications are multiple: Electrical engineering, easy set-up of Diagrams, mechanical/technical drawings, special effects for artwork and many more!' (QL World April '87).

PYRAMIDE ORDER FORM		<input type="checkbox"/> THE DESIGNER	£10	<input type="checkbox"/> SUPER CROUPIER	£9
<input type="checkbox"/> MISTER SMITH	£8	<input type="checkbox"/> NUCLEON	£10	<input type="checkbox"/> QL PEINTRE	£9
<input type="checkbox"/> BAG OF TRICKS 1 & 2	£10	<input type="checkbox"/> GRAPHIC TOOLKIT	£10	<input type="checkbox"/> WANDERER	£12
<input type="checkbox"/> VROOM	£9	<input type="checkbox"/> MORTVILLE MANOR	£10	<input type="checkbox"/> QL OTHELLO	£8


NAME \_\_\_\_\_

ADDRESS \_\_\_\_\_

Available by mail order. Enclose cheque/P.O. made payable to RIO PROMOTIONS LTD, Dept. QL, 28 Waverley Grove, London N3 3PX. Tel. 01-349 1701  
Offer valid until October 31, 1987

UK DELIVERY COSTS ARE ALL INCLUSIVE    OUTSIDE UK ADD £1.00 P+P

# RELEASE THE POWER OF THE



**QLC** £99.95 inc VAT

A professional specification C compiler for the QL. Designed by LATTICE®, QL is the most powerful and complete C compiler available for the QL.  
 ▶ Complete Kernighan and Ritchie implementation. ▶ Full floating point arithmetic. ▶ Comprehensive library of UNIX and QDOS functions.  
 ▶ Separate compilation. Linker. ▶ Powerful data types (inc. structures and arrays). ▶ Macros and conditional compilation. ▶ Over 90 detailed error messages.

**ASSEMBLER**

£39.95 inc VAT

The best selling macro assembler for the QL.  
 ▶ Full Motorola 68000 specification ▶ Macro expansions. ▶ Linker, directives, conditional assembly, and many other professional features.

**QL PASCAL**

**-NEW-VERSION-** £89.95 inc VAT

A full ISO standard Pascal compiler.  
 ▶ Fast, single pass Pascal compiler ▶ Complete implementation of the ISO 7185 Pascal standard. ▶ Generated native code. Can be linked to assembler modules. ▶ Comprehensive error handling. ▶ Easy interfaces to QL features.

**BCPL**

£59.95 inc VAT

A true compiler.  
 Ideal for systems programming-utilities, games, and applications.

**LISP**

£59.95 inc VAT

LISP interpreter for exploring 'the language of artificial intelligence', with graphics.

**QL APL**

£99.95 inc VAT

Keyword and Symbolic versions of this powerful APL interpreter by Micro APL. All standard APL facilities implemented with no restrictions and many extra features.



26 Portland Square, Bristol BS2 8RZ

Tel: Bristol (0272) 428781

In the USA call 1-800-252-6382

Trademarks: UNIX-AT+T Bell Laboratories, QL, QDOS—Sinclair Research Limited

Prices include VAT, postage and packaging UK mainland only. Delivery, allow up to 28 days.

Phone today or post this coupon to:  
 Metacomco, 26 Portland Square, Bristol BS2 8RZ.

I enclose a cheque for £ \_\_\_\_\_ or debit my ACCESS/VISA

No: \_\_\_\_\_ CARD EXPIRY DATE \_\_\_\_\_

NAME \_\_\_\_\_

ADDRESS \_\_\_\_\_

POSTCODE \_\_\_\_\_ TEL: \_\_\_\_\_

SIGNATURE \_\_\_\_\_

Please send me:

- Assembler £39.95
- LISP £59.95
- BCPL £59.95
- QLC £99.95
- QL PASCAL £89.95
- QL APL (Keyword) £99.95
- QL APL (Symbolic) £99.95
- More information




# SOFTWARE FILE

## Deathstrike Talent

**D**efender, the game in which you fly a craft across a horizontally-scrolling screen, bombing

Stephen Applebaum reviews three new offerings from Talent, Deathstrike, Dennis the dwarf at the funfair and farmer. Each game will retail at a mere £14.95

Each territory is a different colour and guarded by craft exceptional to that area. All, however, have rockets which are launched the moment before you fly overhead. Rotating radar dishes pick-up your



and shooting anything which baulks your passage, has provided one of the most serviceable scenarios for a computer game. There cannot be a micro on the market for which a similar game has not been written.

Now it is the turn of the QL for Talent Computer Systems has produced an excellent version called *Deathstrike*, a program which resembles another Defender pastiche called *Penetrator*, launched for

the Spectrum some years ago.

Unlike the Talent platforms and ladders debacle *Farmer*, *Deathstrike* is fast and addictive, albeit just as mindless. What is most impressive about it is the way the programmers have managed to reproduce the scrolling. Considering that the QL screen can be scrolled only in 32K blocks, it is incredible how fast the sideways movement in the

game is. Because the scrolling is slightly jerky, however prolonged playing of *Deathstrike* can cause eyestrain.

Your objective is simple; achieving it is another matter. To complete your mission and move to the next difficulty level, you must fly through seven enemy-run territories until you encounter the mothership, a vehicle which, can be destroyed only with a single, strategically-placed bomb.

approach and must be destroyed before they warn enemy headquarters of your position.

The natural geography of the regions can also cause problems. In the early stages you fly across mountains with ravines which provide cover for enemy rockets and radar stations. Later levels pose even greater problems in the form of labyrinthine underground caverns.

All the time you are airborne your fuel is

# SOFTWARE FILE

gradually running out. Bombing ground-based fuel dumps replenishes on-board supplies, though they are often difficult to hit because of the enemy continually bombarding you with rockets.

Deathstrike is a superb version of an arcade classic and compares well to versions produced for other machines. It is to be hoped it is a taster of things to follow from Talent in the near future.

## Dennis the Dwarf at the Funfear

Poor old Dennis Dwarf. First he and his drinking buddy, Enry Elf, are thrown ungraciously out of the Spotted Shrimp Inn on to Dragonspew Common and then, to ruin further what had promised to be a drinking bout of epic proportions, he is trapped among the wierd inhabitants of a funfair, where fun is the furthest thing from the proprietor's mind.

So begins *Dennis Dwarf at the Funfear*, a text adventure in two parts. In the game you play Dennis Dwarf, a rather uncouth chap whose favourite pastime, besides drinking, is picking his nose. Enry Elf is little better, though his personality is less important, since he is no more than a cipher whose purpose is to help Dennis survive a night at the fair.

Despite being imbued with an irksome infantile streak, Dennis the Dwarf at the Funfear is a good adventure with plenty to baffle and amuse adventurers of all levels of expertise.

Some puzzles in the adventure are extremely difficult. I admit that were it not for a map and a clue sheet, supplied for review purposes, I would not have been able to complete it,

or at least not without suffering a migraine in the process.

The game proper begins when when Dennis Dwarf suggests he and Enry Elf stroll round the environs a seemingly deserted fairground. On passing through the front entrance they are confronted by a splash of lights and music as the fair springs instantly to life.

Many of the problems posed are set in the form of tasks. Just after passing through the entrance our two anti-heroes are confronted by a clown on stilts who offers them two tickets for a ride on the Ghost Train if they can bring back to him a manuscript belonging to Mad Morgan.

Before they can reach Mad Morgan's hideaway, Dennis Dwarf and Enry Elf must perform a number of minor tasks. On the whole they entail finding certain objects. Without a clue sheet I would have been lost, at least for a time, because many objects, such as crampons and a giant bath-plug, seem totally out of keeping with the fairground setting. I can assure you, though, that however ridiculous objects may seem, everything is relevant in this rather surreal adventure.

If you rely normally on the help facility offered by some adventures you find that Dennis the Dwarf at the Funfear is merciless in this respect. Help is given only at one specific location and then it must be requested in the context of an utterance which has to be made by Dennis Dwarf to Enry Elf.

By the time Dennis Dwarf and Enry Elf return Mad Morgan's manuscript to the clown they will have risked being eaten alive in a giant bath teeming with

loofah sharks, won a goldfish and stolen something from Madam Blah Blah, the fortune teller, to name a few things. Further they will have been trapped by and escaped from accountants, replacement window salesmen and bank clerks who compromise the fair's Freak Show.

Trading the manuscript for the tickets and boarding the Ghost Train displays a code word. If you have collected 10 special items during your meanderings, the code word will allow you to enter the second part of the adventure, where you must face Satan, Griselda and Medusa, a few of the unsavoury characters who rear their ugly heads.


Should you have used one or more of the items and therefore not have the full quota, the code word will be incorrect, causing the game to be terminated but not before displaying the number of turns taken to that point and informing you that your prize is a holiday in Butlitz horrorday camp.

Overall, 'Dennis the Dwarf at the Funfear' is enjoyable, though it helps, if you leave your brain somewhere before playing it. That is not to say that it is easy — just that some parts of it are so childish as to be an insult to one's intelligence.

## Farmer Talent

The platforms and ladders genre has been around almost as long as home computers but unlike them has been exhausted in its possibilities. Why a software house should want to continue producing them and in their most basic form, is therefore beyond me but Talent Computer Systems has done that with a leaden offering called *Farmer*.


According to the program packaging,



Above: A screen shot from the exciting 'Farmer' by Talent Computer Systems

Farmer is 'an exciting new 'platform' game with excellent graphics'. What it does not also tell you, however, is that you must make a back-up copy of the game before starting to play it. There is nothing





wrong with that, or at least there would not be if the copy process did not take several minutes and the program were vastly better.

Farmer is played on a farm where it is impossible to walk for more than a few steps without falling off a ledge. A pre-requisite for working there is the ability to use a parachute correctly. On the farm are grown tomatoes, bananas and pears. When the game begins, it is time to

harvest the crops. Unfortunately, apart from being a hazardous architectural white elephant, the farm is also home to some very nasty monsters whose only pleasure is killing farmhands. It would be, wouldn't it?

Taking your life in your hands you must jump, hop and free-fall around the 33 similar screens, collecting all the fruit therein. Having bundled the entire harvest, you then proceed to either

room 1 or room 33 from where you can reach the congratulation room.

Besides being boring Farmer is also visually dull. Its 'exciting graphics' amount to a number of coloured blocks dispersed about the screen; the odd non-descript form supposedly representing a monster; green squares identifying boggy patches; coloured rectangles denoting doors; and some almost unidentifiable fruits. The farmer is a small

human figure who clicks about the screen in what must be hobnail boots, judging by the noise they make. His boots continue to make the same footstep sounds even when he is in mid-air.

There is nothing I can say to recommend Farmer. I have not seen any other platform games for the QL, so this might be the cream of the crop. If that is the case, platform and ladders fans are due for another disappointment.

# READERS OFFER

# MONEY OFF METACOMCO

## Metacomco development kits for the QL

QL World together with Metacomco, the market leaders in QL systems software, are pleased to offer readers a chance to purchase two of their excellent development kits at a special price.


### QLC The definitive C compiler

QLC is a powerful compiler which accepts source code files written in C and produces relocatable machine code in Sinclair object module format, which is linked into larger programs. The QLC library defines a comprehensive set of useful subroutines and implements most of the UNIX I/O functions under QDOS.

**Normal Price £99.95**  
**Special Price £95.95**

### QL Pascal For both Pascal veterans and beginners

QL Pascal is a high specification implementation of the popular general purpose computer language, Pascal, which is widely used for system and applications programming. The compiler is fast and single pass, producing native 68000 code. Compiled programs are



easy to load and do not require special runtime environments. QL Pascal makes it simple to use the QL's special features providing straightforward interfaces to the QDOS windows, graphics, traps, filehandling etc.

**Normal Price £89.95**

### Special Price £85.95

To order fill in the special readers offer coupon. Postage is free within the U.K. Overseas readers please include £6.00 for postage.

# EIDERSOFT QL SPECIAL OFFERS

## £5 off Ice!

Ice is a ROM based utility program that turns your QL into an ICON controlled "state of art" computer. Not only does it add calculator and calendar facilities, but also makes basic functions a dream to use.

**Normal Price £29.95**  
**Special Offer Only £24.95**

## £7 off Q-Kick!

Multi-tasking utility program including DESK CLOCK FILES NOTES and D TOOLS similar to SIDE KICK on the PC. Available only on disc.

**Normal Price £24.95**  
**Special offer Only £17.95**

## £24 off PC Four + QL-PC Link!

For those of you who are updating to a PC but do not want to key in all that data, QL-PC Link will transfer all your QL files on to PC Four. Don't miss this combination bargain.

**Normal Price £109.30**  
**Special Price Only £85.30**

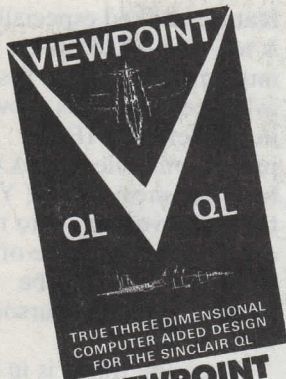
# LOWEST PRICES EVER!

**£1 EXTRA  
OFF FOR  
QL GOLD  
MEMBERS**


**£1 EXTRA  
OFF ICE-QL KICK  
PC FOUR + QL-PC LINK**

# NEXT MONTH: QL GOLD SP

# RUBICON MICROS



**VIEWPOINT**  
(MRP £19.95)  
SPECIAL OFFER  
ONLY  
£14.95



**DRAGONHOLD**  
(MRP £14.95)  
SPECIAL OFFER  
ONLY  
£11.95

In association with Rubicon Micros we offer readers a chance to purchase two of the foremost utility and entertainment programs currently available for the QL.

Both programs have received excellent reviews and these latest versions will also multi-task.

## DRAGONHOLD

A well crafted graphic animated adventure game set in six magic lands full of goblins, laughing dwarves and vampire bats. The arcade element gives it the edge over more conventional games.

## VIEWPOINT

Is written in assembler and incorporates the powerful professional features required of a 3D modelling program. These include a number of superb demonstration files, good resolution even on a low resolution screen, and the manual is exceptionally well planned.

### SUBSCRIBE TO QL WORLD

Have a copy of your favourite magazine delivered straight to your doorstep. Just tick the appropriate box in our readers offer coupon.

**U.K. £15.00**  
**OVERSEAS £30.00**

# ORDER HERE

To order special offers or a subscription to **QL WORLD** simply tick the item(s) you require from the list below and fill in the coupon details. Please allow 28 days for delivery.

Name \_\_\_\_\_

Address \_\_\_\_\_

Postcode \_\_\_\_\_

ITEM	PRICE	NO. REQUIRED	ITEM TOTAL
QL PASCAL	£85.95	<input type="checkbox"/>	£ <input type="text"/>
QLC	£95.95	<input type="checkbox"/>	£ <input type="text"/>
ICE	£24.95	<input type="checkbox"/>	£ <input type="text"/>
Q-Kick	£24.95	<input type="checkbox"/>	£ <input type="text"/>
PC FOUR+QL LINK	£85.95	<input type="checkbox"/>	£ <input type="text"/>
VIEWPOINT	£15.95	<input type="checkbox"/>	£ <input type="text"/>
DRAGONHOLD	£11.95	<input type="checkbox"/>	£ <input type="text"/>
Subscription (U.K.)	£15.00	<input type="checkbox"/>	£ <input type="text"/>
(overseas)	£30.00	<input type="checkbox"/>	£ <input type="text"/>

**TOTAL ORDER**

**PAYMENT IS BY** (please tick) £

**Cheque**  **Postal Order**  **Access**  **Visa**

Made Payable to **FOCUS MAGAZINES Ltd**

**MY Credit Card Number is**

**Expiry Date**

**Send this form together with your payments to:**

**SPECIAL OFFERS**  
**FOCUS MAGAZINES**  
**GREENCOAT HOUSE**  
**FRANCIS STREET**  
**LONDON SW1P 9DG**

# SPECIAL OFFERS!

# UTILITY FILE

**Product:** ProCAD3

**Price:** £35

**Source:** Datanet Systems, 7 Tilgate, Luton LU2 8RR.

**Tel:** 0582 418492

There seems to be a disproportionate resistance towards popular acceptance of technical drawing programs. One of the reasons may be a dislike for detailed pre-planning required by many of the three-dimensional drawing systems available for home micros. If that applies to you, and drawing is your interest, the Datanet Systems new 3D drawing program, *Pro-CAD 3*, may well change your mind.

A well-planned drawing package, the Pro-CADs screen presentation is exceptional in two respects you can work alternately on two views of your drawing in its split-screen format; whether working from the left or right halves of the screen, new lines are inserted simultaneously in the companion window.

At any stage of drawing development you can switch to a third full-screen layout and view the drawing in perspective, isometric, side view or end elevation with the option of altering scale.

When the program is up and running the left-hand

window contains a cross-wire cursor which can be moved in any of eight directions using cursor key combinations, for a joystick. The cursor toggles between the left and right windows by pressing the <TAB> key.

A block centred at the bottom of the screen contains information concerning the current drawing — the X, Y, Z position of the cursor calibrated in millimetres, the length of the current line, X and Z angles, and whether the BOLD highlighting option is on or off.

The menu header at the top of the screen indicates keypresses used to access the Pro-CAD range of options. <F1> calls the built-in HELP pages. All displayed help information is related to the current drawing option/mode.

Pressing <F2> accesses the complete range of file-handling commands — DIR, LOAD, SAVE, DELETE, FORMAT, set default device and escape. Moving the screen cursor produces a rubber-banded line from its previous position to the current position. Drawing commands are entered by pressing <F3>, opening a sub-menu. Options are selected from the sub-menu with a menu bar, using the up/down cursor keys, and pressing <ENTER>.

If the first option in this menu, LINE, is selected or <L> is pressed, a line is drawn from the previous cursor position to the current cursor position. If, however, you wish to locate the beginning of a new line, the MOVE option is selected.

BOLD, used for highlighting elements or planes of a drawing, may be toggled on and off. Automatic geometry has been included for producing boxes, circles and a block copy option.

Two DELETE options are available either for deleting the current line or previous lines. Escaping from this menu may be done by either selecting the ESCAPE option on the menu or by pressing <ESC>. For highly-detailed designs you can magnify either of the two input screens and effectively pan the window to any on screen location.

In addition to viewing a drawing in the two-view input mode, a range of additional projections is available. Pressing <F4> opens another sub-menu for selecting the viewing mode.

When first entering the VIEW option, the drawing is viewed in the default magnification and full-screen projection roughly analogous to isometric. That may be changed either to side or end elevations.

One of the VIEW

Ron Massey reviews another batch of useful program packages.

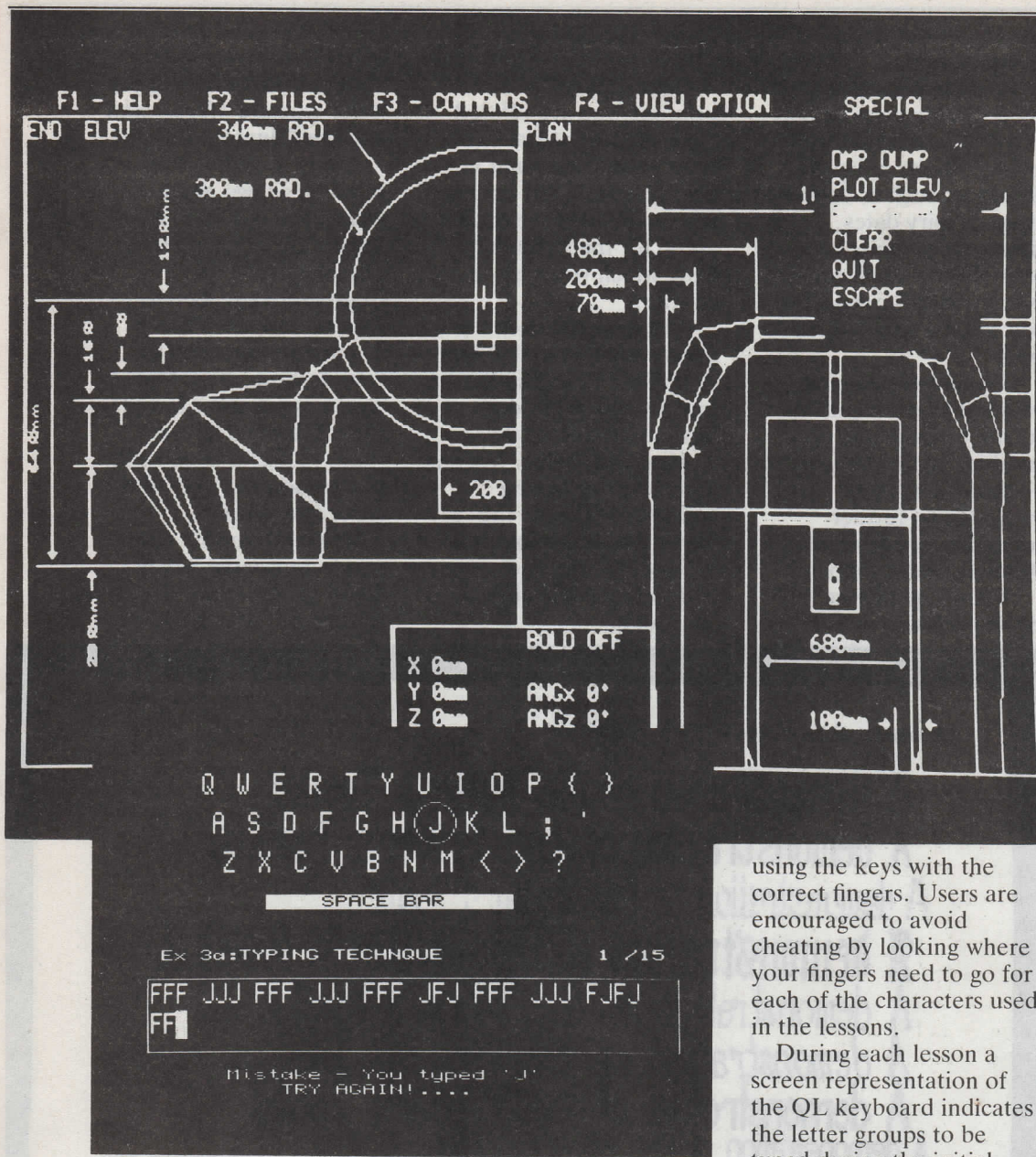
features I liked especially is way the AXIS option is implemented. When first called, a drawing is shown in the default VIEW projection. Selecting AXIS from the menu, an X, Y, Z frame is overlaid on to the drawing in the centre of the screen and may be rotated, using the cursor keys.

When the frame is in the required orientation, pressing <ENTER> will re-draw the design in its new orientation, overcome one of the difficulties presented by *Concept 3D*, reviewed late last year, whereby axis orientation had to be entered manually — incidentally assuming a moderate expertise in three-dimensional drawing. In this one respect, Pro-CAD works much like *Viewpoint*.

The ZOOM option, according to the documentation, allows access to 1,000 levels of magnification and reduction. Also using this option allows you to re-position the design in the screen.

LABELS can be used to dimension or annotate a design. All labelling operations, however, should be performed as the last stage of a drawing. Failing to observe this requirement may produce undesirable effects if subsequent corrections are made to drawings.

Design files produced by Pro-CAD are parameter files; co-ordinates, dimensions and such and are compact. The detailed hovercraft demonstration drawing supplied with the review program occupies slightly less than 5K of file space, the dimensioned drawing slightly more than 14K.



Output from Pro-CAD be made to a dot matrix printer, a range of plotters for which there is a plotter driver configuration routine — or the Penman plotter. Using the latter requires that drawings are plotted while in the VIEW mode. This is not a limitation of Pro-CAD but is the result of a plotting requirement of the Penman.

Overall, Pro-CAD 3 can be highly recommended; it is easy to use and includes a wide range of drawing features, enabling detailed and accurate drawings to be made. Datanet Systems has achieved a good balance of a tool which should have appeal for beginners and experienced users alike. It also works

well in *Taskmaster* and, at the time of writing, was running alongside *Quill* and *The Editor*.

**Product:** Typing Tutor  
**Price:** £14.95  
**Source:** Compware, 57 Repton Drive, Haslington, Crewe CW1 1SA.  
**Tel:** 0270 582301.

Released originally by Computer One and now available exclusively from Compware, *Typing Tutor* is one of the two complete courses available on the QL for developing or improving typing style.

Intended mainly as an introduction to learning the techniques of touch typing, the course includes 11 main lessons. Each lesson gradually introduces

using the keys with the correct fingers. Users are encouraged to avoid cheating by looking where your fingers need to go for each of the characters used in the lessons.

During each lesson a screen representation of the QL keyboard indicates the letter groups to be typed during the initial part of the lesson. Incorrect letters are indicated audibly and by a circle placed around the incorrect key. Once familiarity with the set keys for the lesson is gained, the screen keyboard is blanked and you are on your own.

After completing lesson four successfully you have access to the Tutor menu which will allow you either to repeat the lesson just completed, go to the next lesson or select a particular lesson.

The structure of the lessons is intended initially for acquiring key stroke accuracy and consistency with various letter combinations. Once an accuracy of better than 98 per cent is achieved, users

are recommended to return to lesson four onwards for improvement of speed and style. A grading, given at the end of each lesson, indicates speed, in words per minute and accuracy for the lesson completed.

While not exciting graphically as the Sector Software *Touch Typist, Typing Tutor* is nonetheless a useful, albeit somewhat basic, means of improving typing capabilities and is suitable for either beginners or experienced typists.

I felt that its principal limitation is that it does not include facilities for advanced lessons, suggesting in the manual that further experience can be gained by using *Quill* and calculating scores manually.

Consistent with Computer One manuals, instructions are clear and to the point. Users wishing to improve typing skills will no doubt find *Typing Tutor* provides a definite, systematic aid toward this end.

**Product:** Names and Addresses  
**Price:** £18 (standard version) £36 (RTM version)  
**Source:** PDQL, Unit 1, Heaton House, Camden Street, Birmingham.  
**Tel:** 021 233 3042.

A world authority on Archive, Chas Dillon has provided another useful and practical Archive RTM-based utility through PDQL. *Names and Addresses*, as the name implies, is intended for use as a dedicated personal and business database system.

The system may be configured to run from either disc or cartridge and it is recommended that users have memory expansion available; as mentioned in the manual, "no useful file sizes may be processed by this routine

## UTILITY FILE

on an unexpanded QL”.

N and A provides facilities for Inserting new records, Amending existing records, Deletion and record Enquiries. In addition, you can produce Short listings, Full listings, Print labels and handle general mailing.

Entirely menu-driven there are eight options, four of which are available from each of the menus. Each option may be terminated by pressing the <ESC> key and control will return to the previous control level and, ultimately, to the Main menu. Pressing <ESC> in the Main menu will Quit the program.

At various points, you are offered prompts containing required responses, most of which are typically yes or no. Consistent with other Dillon programs, defaults offered require only pressing <ENTER> to speed user dialogue to accept them.

Menu option one, Insert, creates a new record. Some fields are error-trapped and will return an error message if other than the correct data or data format has been entered. Other fields are defaulted and if the Salutation, for example, is left blank or if an asterisk is entered into this field, merging this record with a document will cause a “Dear (title) (surname)” to be printed.

The Group field may be used for a variety of purposes for different types of records, allowing sorting by group type — Personal, Business, Trade or fine divisions within a record class. Applications of the latter type may include a range of suppliers

of different types of components.

Control fields may be used for any purpose and provide interaction with other systems using the database, such as delivery times, expiry dates, credit limits, stock limits — virtually any application where records need to be sorted on a widely-specific basis.

Option two, Amend, requires that a record is identified from one or a combination of three fields — Record number, requiring no further identification, Surname, Address, and Company.

When a qualifying record is found it is

accepts the default of “No”.

Having halted a printout, you are offered the option of re-starting from a specified point in the records. If this option is selected, you are then asked for the Surname from which you wish to re-start.

As I have commented previously I like all Dillon programs, including the few for which I seldom have much personal use.

Having a Dillon program is a little like having a fine-tuned car in the sense that it is a joy to behold. Names and Addresses is certainly no exception.

range of general-purpose SuperBasic commands.

Two typical toolkits of the latter type are *Megatoolkit* and the *QJump Toolkit II*.

A new toolkit system, supplied as two modules which, can either be used separately or together is available from TK Computerware. *Pointer's Toolkit* and the *Writer's Toolkit* are intended to complement rather than rival *SuperToolkit II* and *QRAM* and include a range of useful commands uncommon to either of the latter two systems.

Pointer's Toolkit allows you to utilise the *Sandy Super Q Board* pointer routine or, alternatively

A demonstration of the Writer's Toolkit.

A demonstration of the Writer's Toolkit.  
A demonstration of the Writer's Toolkit.  
A demonstration of the Writer's Toolkit.  
A demonstration of the Writer's Toolkit.  
A demonstration of the Writer's Toolkit.  
A demonstration of the Writer's Toolkit.  
A demonstration of the Writer's Toolkit.

presented in the same format as is used for Insertion. You then have the option of going to the next or previous record or quitting the search. A Short List of records allows selection of all or a group of files. Abbreviated details of each qualifying record are shown, each occupying one line of the report which may be viewed on-screen or printed.

General printing includes a number of very useful mid-operation options. If you need to halt the printing process for any reason, pressing any key will produce a prompt. Pressing <ENTER>

**Product:** Pointer's and Writer's Toolkit

**Price:** £19.95

**Source:** TK Computerware, Stone Street, North Stanford, Ashford Kent CT25 6DF.

**Tel:** 0303 812801.

Many of the toolkits available are intended to be used individually as solitary sources of SuperBasic extensions for additional procedures and functions not native to the QL. Some toolkits provide specialised extensions for graphic or programming application but more commonly they provide a

the QRAM ptr-kbd routine and the QRAM real windowing potential. I can only assume that a future QRAM release will allow you to make use of its non-destructive windowing features, but Pointer allows you to utilise this potential now.

One of the inherent shortcomings of the QL windowing system is that if a secondary window is opened over an existing screen the area covered by the new window is lost. Several utilities are available for saving for screen area beneath a secondary window; some of these, such as *Psientific Real Windows*, are run as

independent jobs. Many of the other utilities, however, require a fairly high degree of programming proficiency to execute effectively.

Windows of defined dimensions may be opened over an area on-screen, the area beneath which is saved until the window is closed. Optionally, an opened window may be monitored so that, if a key is pressed when the arrow icon is positioned in it, the window can either be closed and the area beneath it is restored or a directive associated with it executed.

Obvious applications include real window menus which can, optionally, include icons and directive related functions. From such menus it is possible to include program commands which are pointer position-dependent.

Other Pointer commands allow you set window numbers 0, 1 and 2

to any of seven pre-defined relative sizes. A means for running a digital clock at a defined position and displaying available free memory, both of which are run as independent jobs, has also been provided.

Pointer provides for job suspension, screen blanking — after a specified time interval during which no keypresses have been detected — and a single command for killing all jobs currently running in the QL.

An additional RESPR command is provided which, like Turbo-compiled programs, will reserve a specified area of memory in the Common Heap area of memory, instead of the usual Resident Procedure Area. Using this facility means that you will never get the usual "not complete" message, if you have any currently-running jobs.

The Writer's Toolkit module allows you to use any of the 10 fonts

supplied with the program on-screen. If you also happen to have *QWriter*, the 21 or so fonts included in its repertoire can be used for distinctive screen characters.

Specifying a font is simple &-FONT 4, for example, sets the current font to Old English. Characters are preceded by Writer WRITE command — analogous to PRINT — x/y pixel positioning and followed by the characters you wish to print on-screen, using the specified font.

If, while setting-up a program, you forget which font is current, typing W-FONTS with an optional channel number will produce a list of the fonts available, with the current font preceded by a ">" flag.

You can also specify a pause between the on-screen printing of each character with the W-OPT command in units of 1/50th of a second. You can

change the ink colour of Writer fonts with the W-INK command. Character size is regulated, however, by the font choice and not by the QL CSIZE command.

I liked this program system as I am a confirmed Toolkit II user and this new system has a similar feel about it. It includes a range of genuinely useful extensions which do not leave me with the feeling that some of them were included as 'fillers'.

Written by the author of *QWriter*, *Pointer's* and *Writer's Toolkit* is a valuable addition to anyone's toolkit armoury and will enable you to add a professional polish to your programs. Except for the fact that the screen text included in the demonstration program supplied for review was entirely in German, it provides an excellent programming model which can be adapted easily for many other applications.

### QL SUPERTOOL KIT II by Tony Tebby THE ULTIMATE QL ENHANCEMENT

Over 118 Commands:- Full Screen Editor, Key Define Print Using, Last Line Recall, Altkey, Job Control, File Handling, Default Directories, Extended Network.  
16K Eprom Cartridge Version ..... @£ 29.90d  
Configurable Version on Microdrive ..... @£ 28.75d

### SANDY PRODUCTS

Sandy SuperQboard (512k, TOOLKIT II etc) ..... @£215.00d  
Sandy 512k THRU-CARD & QJUMP Ram Disc ..... @£ 99.00d  
Sandy 512k THRU-CARD & QRAM Front End ..... @£126.50d  
Sandy Disc+Printer Interface+Utilities ..... @£ 88.09d  
SUPER MOUSE/SUPERQBOARD  
Qram Multitasking Front End By Tony Tebby  
Quality Mouse, 512k RAM, SUPERTOOLKIT II,  
Disc & Printer Interface, Cadpak Graphics  
Complete with Utilities ..... @£299.92d

### QL EPROM HARDWARE

QEPIII ADVANCED EPROM PROGRAMMER ..... @£127.95d  
Care Eprom Cartridges each ..... @£ 6.90c  
Eprom 27128 250n/s 16K ..... @£ 5.75c

### QL HARDWARE

Single 3.5" Disc Drive & (Own PSU) ..... @£125.35a  
Dual 3.5" Disc Drives & (Own PSU) ..... @£198.95a  
QL keyboard Membrane ..... @£ 13.80d

### MAGNETIC MEDIA

Microdrives (Pkt 4) ..... @£ 7.91c  
3.5" (each) ..... @£ 2.76c  
3.5" (per 10) ..... @£ 25.30c

### THE Q CONTROL BOARD

As specified in the Colin Oppie connexions Series — Please call for details ..... @ £89.95d

CPM EMULATOR for the QL ..... @£ 44.85d

### QL GAMES

AMBITION By Way Ahead ..... @£ 19.95c  
Business Orientated Strategy "Super Monopoly"  
QL YAHTZEE ..... @£ 9.20c

Q LIBERATOR COMPILER ..... @£ 59.80d

### TONY TEBBY Software (QJUMP)

QRAM "new" COMPLETE QL MULTITASKING FRONT END A TRULY AMAZING DEVELOPMENT FROM QJUMP POP UP MENUS, FAST RAM DISC, UTILITIES, HOTKEYS SCREEN/WINDOW DUMPS, PRINT SPOOLER ETC ..... @£ 29.90d  
QIMI QL Internal Mouse Interface. Keeps your Rom port free for Toolkit 2 etc. A surface mounted P.C.B. which fits inside your QL.  
QIMI ..... @£ 29.90c  
QIMI + GRAM ..... @£ 54.97c  
QIMI + MOUSE ..... @£ 69.92c  
QIMI + MOUSE + QRAM ..... @£ 89.70c  
RAM Disc Software ..... @£ 8.05c  
QFLP (Micro/P disc interface upgrade) ..... @£ 14.95c  
QMON II Microdrive ..... @£ 19.95c  
QMED (Medic disc interface upgrade) ..... @£ 14.95c

### ZITASOFT Software By Steve Jones

LOCKSMITH copies M/DRIVE — M/DRIVE ..... @£ 11.50c  
4MATTER + LOCKSMITH copies M/DRIVE — DISC ..... @£ 23.00c  
SHRIVEL memory shrink prog user definable ie 128k or 192k or 256k etc ..... @£ 6.90c  
TOOLCHEST utilities to allow the creation of customised mdv doctor prog. .... @£ 11.50c  
SIDEWINDER amazing PRINT utilities Screen dumps to any size from postage stamp to 20ft banners Prints sideways, inverts & scales ..... @£11.50c

### MONITORS 85 Characters (Price including lead)

Philips BM7502 Green Hi-Res ..... @£ 89.70a  
Philips BM7522 Amber Hi-Res ..... @£ 92.00a  
Philips CM8833 "new" Colour Med-Res ..... @£289.80a  
Philips AV7300 Tv/Tuner for above ..... @£ 74.75b  
Philips Tv/Monitor 1010 ..... @£262.20a  
Remote Tv/Monitor 1210 ..... @£279.45a

### READYMADE LEADS

RGB QL DIN to Phono ..... @£ 5.29c  
RGB 8-6 pin DIN ..... @£ 5.29c  
RGB 8-7 pin DIN (Hitachi) ..... @£ 6.90c  
RGB 8-7 pin DIN (Ferguson) ..... @£ 6.90c  
RGB 8 pin to SCART (Euro) ..... @£ 9.20c  
6way PCC-25way 'D' (Printer-Ser1) ..... @£ 9.20c

### PSION ORGANISER

..... P.O.A.

### HOW TO ORDER:

ALL PRICES INCLUDE VAT

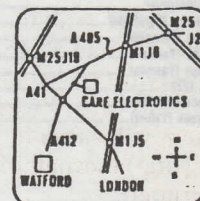
By Post. Enclose your Cheque/P.O. made payable to CARE Electronics. Or use ACCESS/VISA. Allow 7 days for delivery.

Please add carriage. a-£10.35 b-£5.75 c-£1.15 d-£2.30




800 ST ALBANS ROAD,  
GARSTON, WATFORD,  
HERTS. WD2-6NL.

Tel: 0923-672102



NEW PRODUCT  
TOOLCHEST  
QIMI + MOUSE  
YAHTZEE GAME



## The QJUMP Pointer Interface

The QJUMP Pointer Interface is the core of our development plans for the QL. This is the new standard in multi-windowing multi-tasking environments. It gives you mouse, cursor key or single keystroke control of your QL. Only QJUMP brings you a completely new environment to your expanded QL, providing non-destructive windows for any well written program (and most badly written ones too!) no menus to set up, no silly limitations, just CTRL C to switch between programs. The products that already use the Pointer Interface are just the tip of the iceberg. There is much more coming soon!

### GRAM - Jetzt auf Deutsch!

GRAM is the starting point for any Pointer Interface system. The GRAM menus pop up at the touch of a key to provide Job, Channel and File maintenance as well as an amazingly flexible screen dump. GRAM also includes a superfast RAM disk and printer buffer to add power to your QL.

QIMI is the new Internal Mouse Interface from QJUMP. A mouse interface which leaves all of the QL's expansion facilities free for other peripherals. QIMI fits right inside the QL. Tools are supplied. QIMI is compatible with the ATARI mouse.

GRAM	£29.90 (£26.00 export)	Available on Mdv / 3.5 / 5.25
QIMI	£29.90 (£26.00 export)	
QIMI+mouse	£69.90 (£60.80 export)	
GRAM+QIMI	£54.90 (£47.75 export)	
GRAM+QIMI+mouse	£89.90 (£78.00 export)	

QTYP is a versatile typing checker for all users of the QJUMP Pointer Interface. Check as you type, or run your (almost!) finished document through it as a final check. Pop-up windows advise you of unknown words, suggest correct spellings given partial words, and warn you about difficult words (do they get easier with practise or practice?). You can even use it from within your own programs, for instance to analyse documents for consistent mis-spellings or range of vocabulary.

QTYP is supplied with a 40,000 word English dictionary, which you can extend or edit. Other language and specialist dictionaries can be created to your own requirements.

QTYP	£19.95 (£17.35 export)	Available on Mdv / 3.5 / 5.25
------	------------------------	-------------------------------

QPTR is here! At last all those who have been waiting to use the Pointer Interface in their own programs need wait no more. Instead of the 100 pages of obscure documentation that was all we had to offer before, you can now get a complete set of tools. This includes SuperBASIC and assembly language interfaces, design tools, the latest pointer interface and window manager and the obscure documentation as well! If you place no great value on your sanity, this is the package for you.

QPTR	£29.90 (£26.00 export)	Available on Mdv / 3.5 / 5.25
------	------------------------	-------------------------------

*We use the leading producers of software for the QL market. We sell only those products which meet our own standards of performance and quality and which we have found to be essential to our business. If it is not good enough for us, then we do not believe it is good enough for you. All of our products are advertised in good faith, but it is always possible that the development of new products may be delayed.*

QJUMP SuperToolkit II. The "clear market leader" (QL World) in Toolkit ROMs. Why buy separate keydefine programs, job control utilities, default directory utilities etc. when QTK II has them all and more? "Jedem ernsthaften QL-Anwender zu empfehlen" (Computer Kontakt)

QTK II	£29.90 (£26.00 export)	On ROM / Mdv / 3.5 / 5.25
--------	------------------------	---------------------------

QMON II Monitor/Debugger with single line assembler/disassembler, conditional breakpoints, trace and backtrace, search etc. "Das absolute Spitzenprodukt" (68000er) can we say more?

QMON II	£19.95 (£17.35 export)	Available on Mdv / 3.5 / 5.25
---------	------------------------	-------------------------------

QEP III The "Rolls Royce" (Sinclair User) of EPROM programmers. Many QLS have been bought just to use QEP III. Programs EPROMs 2716 through to 27512. Too many facilities to describe here, it puts £1000 EPROM programmers to shame.

QEP III	£129.95 (£113.00 export)
---------	--------------------------

QFLP floppy disk driver - this you should not need. QJUMP can supply floppy disk drivers for those who have been left with unsupported floppy disk systems. Available for Medic (gets round many of the faults on some of the early Medic disk drives) and MicroPeripherals, version 3 or version 5 (provides compatibility with the rest of the QL world and improves performance).

QFLP	£14.95 (£13.00 export)	Available for Medic MP3 MP5
------	------------------------	-----------------------------

Please add £1.00 post and packing (UK) or £2.00 (Europe). Payment by UK cheque or PO; direct transfer to Barclays Bank, Benet Street, Cambridge. Code 20-17-19, account 30744557; Access / Mastercard / Eurocard / Visa; Eurocheque in Pounds Sterling (££200) with the card number on the reverse; International Girocheque in Pounds Sterling. Personal cheques drawn on a non-UK bank should be in local currency and should include an additional £3 to cover the bank negotiation fee.



24 King Street  
Rampton  
Cambs.  
CB4 4QD  
0954 50800

# Micro Anvika

220a Tottenham Court Road, London, W1P 9AF. Tel: (01) 636 2547/580 6382  
Kamia Electronics, 251 Tottenham Court Road, London, W1P 9AF. Tel: (01) 255 1966  
Telex 94016414 ANVI. G

### Leisure

Wanderer (Pyramide)	£ 17.00
Othello (Pyramide)	£ 13.00
Vroom (Pyramide)	£ 13.00
Mortville Manor (Pyramide)	£ 17.00
Dragon Hold (Rubicon)	£ 14.00
Flight Simulator (MD)	£ 18.50
Karate (Eidersoft)	£ 13.00
Lost Pharaohs	£ 13.00
Jungle Eddi	£ 13.00
Nemesis	£ 13.00
Mr Smith	£ 13.00
Stone Raider	£ 18.00

**Special Pack**  
Citadel/BJ 3D/Zapper  
£14.95

### Graphics

The Designer	£ 17.00
QL Peintre (Pyramide)	£ 13.00
Nucleon (Pyramide)	£ 17.00
Tasprint (Tasman)	£ 19.00
Tascopy (Tasman)	£ 14.00
Eye-Q (V2)	£ 29.00
Viewpoint (Rubicon)	£ 17.00
Sideways (Talent)	£ 18.00

### Languages & Utilities

The Bags of tricks	£ 12.00
Digital Supercharge V1.18	£ 49.00
Digital Forth + Reversi	£ 26.00
Digital Editor	£ 24.00
Metacomco Lattice C	£ 79.00

Metacomco APL	£ 85.00
Metacomco MCC Pascal New	£ 75.00
Metacomco Lisp	£ 51.00
Metacomco BCPL	£ 51.00
Metacomco Assembler	£ 33.00
Prospero Fortran 77	£ 95.00
Prospero Pascal	£ 95.00
Hisoft Devpac	£ 39.95
Talent Assembler Workbench	£ 24.00
ICE	£ 26.00
Choice	£ 15.00
Icicle	£ 18.00
QSpell (Eidersoft)	£ 24.00
Spellbound	£ 29.00
Super Media Manager (DP)	£ 36.50
Cartridge Doctor	£ 13.00
Digital Professional Astrologer	£ 57.00
Task Master	£ 24.95
Front Page	£ 21.00

### Hardware

Miracle systems Trump card 760K Ram disc interface, Toolkit II and other features ..... **£199.00**  
Including special offer: Miracle Systems Centronics Interface fee of charge. More offers below.

QL Computer ..... **£ P.O.A.**  
Philips CM 8833 new colour monitor ..... **£285.00**  
T.V. tuner available for this monitor ..... **£89.00**

Philips CM 8533 Colour monitor  
Composite Video (phone)  
RGB to Linear input (SCART)  
RGB/RGBI to TTL (for QL)  
plus many other features ..... **£275.00**  
Philips BM7502 Mono Man ..... **£ 84.00**

### Printers

Panasonic KX1081	£189.00
Star NL10	£210.00
Epson LX800	£225.00
Miracle Centro I/Face	£ 19.00
Miracle 512K Expanderam	£ 98.00
Miracle Ram Disc Software	£ 12.00
Miracle/D-code Modaport Plus	£ 38.00
Miracle 1200/75 Modem	£ 49.00
Miracle WS2000 Modem	£ 99.00
Miracle Systems QL Modem	£ 49.00
Cumana Disc Interface	£249.00
Cumana Dual 3.5" Disc Drive including I/F	£ 74.00
Dust Cover for QL	£ 4.95
Cart (Hard) Storage Box	£ 4.95
QL Membrane	£ 9.95
QL Transformer	£ 24.00

### Pision Organiser

Pision Organiser CM	£ 99.50
Pision Organiser XP	£139.50
8K Datapak	£ 12.95
16K Datapak	£ 19.95
32K Datapak	£ 34.95
64K Datapak	£ 59.95
128K Datapak	£ 99.95
Finance Pack	£ 29.95
Maths Pack	£ 29.95
Spelling Checker	£ 29.95
RS232 I/F	£ 59.00
Link Up Adaptors	£ 12.95
Mains Adaptor	£ 12.95
Formatter	£ 44.95
32K Ram Pack	£ 54.95
Letter Organiser	£ 34.95

**QL TRUMP CARD with Cumana dual disk drive plus five 3.5" diskettes for £349 inc**

We also stock other makes of computers, peripherals & software for **Amstrad, Atari, Commodore (Amiga) etc.** . . .

All prices are including VAT. Postage above £20 on software is free. Please add 50p to order under £20. For computer, printers and monitors please add £9.00 per item. Postal rates apply to UK only.

All goods subject to availability. Please phone for current stock availability.

Overseas orders are welcomed.  
VISA AND ACCESS WELCOMED



SQLW10



Continuing with our series of SuperBasic extensions, this month's new command is all the way from the U.S. It was suggested by Frank Toemay of Quantum Computing, based in New Jersey. The new command is designed to fill rectangular blocks with a certain INK colour, using a given OVER state. Does not the present BLOCK command, with the format *BLOCK [channel,] width, height, x, y, colour* already do that? It does, but the new command, which will have the format *BLOCKW [channel,] colour, over state* will fill a complete window — the specified or default channel — without having to specify co-ordinates.

At present, from



Each month Marcus Jeffrey adds new procedures and functions to the QL repertoire. This month he continues with a new command all the way from the U.S.A.

origin of the required window channel are found from the channel definition table. The trap SD.SETMD is used to set the character writing or plotting mode to the appropriate OVER state, specified as the final parameter. Finally, the SD.FILL trap is used to fill a rectangular block, with the INK parameter being passed as an argument in register D1.B.

One of the arguments which can be returned by the SD.FILL command is OR — -4, Out of Range — which occurs if the block to be filled falls outside the specified range of the window. That is one of the main problems when using the normal BLOCK command for filling windows. One mistake can cause an error which will halt the program. The BLOCKW command

# DIY TOOLKIT

SuperBasic, the only way to fill a window is either by trial and error or by knowing the exact size and position of the window, as would be the case if you had defined it yourself from within the program.

Examining the assembly code listing in figure one, the BLOCKW command is defined using the standard format. The command works first by checking to see whether a channel number has been specified. That is done by checking the second byte of the entry for the first parameter, placed automatically into the name table by Qdos when BLOCKW was called. For procedure and function parameters, the second byte of each name entry is coded in the form:

*Byte = h sss ttt*  
 where h is set if the parameter was preceded by a hash ('#') symbol. sss gives the type of the separator following the parameter: 0 = None 1 =

Comma 2 = Semicolon 3 = Backslash 4 = Exclamation Mark 5 = 'TO', and ttt gives the type of the parameter: 0 = Null 1 = String 2 = Floating Point 3 = Integer

GETPARS checks to see if the first parameter is preceded by a hash and, if so, it is fetched to the arithmetic stack as an integer using the \$112 vector. The pointer to the start of the name table, register A3, is updated to point to the next item, in

this case the INK parameter, as would be the case if no channel parameter was given. In that way the main program can be consistent in assuming that no channel parameter was passed, having been dealt with by GETPARS. If no channel parameter was specified, the default channel one is used.

The rest of the BLOCKW code is really self-explanatory. The co-ordinates for the x, y

ensures that that kind of error cannot occur.

For those without an assembler, type-in the program in figure two, the SuperBasic Hex Loader. Run it and save the final code to a filename such as:

*mdv1 BLOCKW obj*

If when running this program you get a checksum error, re-check your DATA. That should conform to the hexadecimal digits given down the left-hand side of the assembly code listing, with the added '00' where the assembler has updated to a word boundary in the procedure definition block.

A demonstration program is included in figure three. It opens a randomly-generated window continually — one where you could not possibly know the co-ordinates of the window — and uses the BLOCKW command to fill it. It is nothing very elaborate but

Figure 3

```

100 REPEAT create_window
110   x_origin = RND(100 TO 300)
120   y_origin = RND(50 TO 150)
130   x_width  = RND(100 TO 200)
140   y_height = RND(50 TO 100)
150   WINDOW x_width,y_height,x
      _origin,y_origin
160   PAPER RND(0 TO 6)
170   INK 7 : CLS
180   INPUT"Enter fill colour: ";
      colour
190   INPUT"Enter over state:";
      over_state
200   BLOCKW colour,over_state
210 END REPEAT create_window
  
```



# DIY TOOLKIT

it proves that the command works correctly and is ready for use in your programs.

To use the demonstration program you will have to load the command into the resident procedure area and initialise it. To do so you first save an area of memory for the machine code. The minimum amount of space required will have been given by running the loader in figure two but it does not matter if you reserve more. If you want to play safe, type something along the lines: *a = RESPR(1000)*

Next, you must load the machine code into this area with:  
*LBYTES*  
*mdv1 BLOCKW\_obj, a*  
assuming you saved it with this name. Finally, you must initialise the extension by calling the machine code, with:  
*CALL a*

You are then ready to

LOC	OBJECT	STMT	SOURCE STATEMENT	
		1 *		
		2 *	First add the new procedure	
		3 *		
0000'	3078 0110	4	MOVE.W \$110,A0	\$110 = BP.INIT = Add proc/func
0004'	43FA 0006	5	LEA.L PROC,A1	Link in procedure/function
0008'	4E90	6	JSR (A0)	
000A'	4E75	7	RTS	
000C'	0001	8 PROC	DC.W 1	Number of procedures
000E'	0010	9	DC.W BLOCKW-*	Relative location of BLOCKW
0010'	06	10	DC.B 6	Length of procedure name
0011'	424C 4F43 4B57	11	DC.B 'BLOCKW'	Name of procedure
001B'	0000	12	DC.W 0	End of procedures
001A'	0000	13	DC.W 0	Number of functions
001C'	0000	14	DC.W 0	End of functions
		15 *		
		16 *	BLOCKW Window Filling Routine	
		17 *		
001E'	6100 004A	18 BLOCKW	BSR GETCHAN	Get the window output channel
0022'	6600 0044	19	BNE BWEXIT	Branch on error
0026'	3078 0112	20	MOVE.W \$112,A0	\$112 = CA.6TINT = Get integers
002A'	4E90	21	JSR (A0)	
002C'	6600 003A	22	BNE BWEXIT	Branch on error
0030'	70F1	23	MOVEQ #-15,D0	D0 = Bad parameter error
0032'	0C43 0002	24	CMPI.W #2,D3	Should be two parameters
0036'	6600 0030	25	BNE BWEXIT	
003A'	3836 9800	26	MOVE.W 0(A6,A1.L),D4	D4 = Ink colour
003E'	3236 9802	27	MOVE.W 2(A6,A1.L),D1	D1 = Over state
0042'	2076 C800	28	MOVE.L 0(A6,A4.L),A0	A0 = Channel ID
0046'	76FF	29	MOVEQ #-1,D3	D3 = Infinite Timeout
0048'	702C	30	MOVEQ #2C,D0	D0 = SD.SETMD = Set plotting mode
004A'	4E43	31	TRAP #3	
004C'	43FA 0058	32	LEA.L WINDOW,A1	A1 = Window Block
0050'	700A	33	MOVEQ #A,D0	D0 = SD.PXENQ = Pixel window enquiry
0052'	4E43	34	TRAP #3	
0054'	43FA 0050	35	LEA.L WINDOW,A1	A1 = Window Block
0058'	237C 0000 0000 0004	36	MOVE.L #0,4(A1)	Set top-left corner of fill block
0060'	1204	37	MOVE.B D4,D1	D1 = Ink colour
0062'	702E	38	MOVEQ #2E,D0	D0 = SD.FILL = Fill block
0064'	4E43	39	TRAP #3	
0066'	4280	40	CLR.L D0	
0068'	4E75	41	BWEXIT RTS	
		42 *		
		43 *	This routine will get the channel parameter, or default to	
		44 *	channel #1. It will exit with (A6,A4.L) pointing to the start	
		45 *	of the appropriate channel entry in the table.	
		46 *		
		47 *	On exit, Zero Flag indicates error, held in D0.	
		48 *		
006A'	1A36 8B01	49 GETCHAN	MOVE.B 1(A6,A3.L),D5	
006E'	0205 0080	50	ANDI.B #128,D5	Check for '#' channel
0072'	6700 0022	51	BEQ DEFCH	Branch to default channel
0076'	48E7 0014	52	MOVEM.L A3/A5,-(A7)	
007A'	2A4B	53	MOVEA.L A3,A5	
007C'	508D	54	ADDQ.L #8,A5	A5 = A3+8 = Just first parameter
007E'	3078 0112	55	MOVE.W \$112,A0	\$112 = CA.6TINT = Get integers
0082'	4E90	56	JSR (A0)	
0084'	4CDF 2800	57	MOVEM.L (A7)+,A3/A5	
0088'	6600 001A	58	BNE GCEXIT	Branch on error
008C'	3236 9800	59	MOVE.W 0(A6,A1.L),D1	D1 = Channel No.
0090'	508B	60	ADDQ.L #8,A3	Move A3 to point to ink parameter
0092'	6000 0004	61	BRA SETCHAN	
0096'	7201	62 DEFCH	MOVEQ #1,D1	D1 = Channel No.1 (Default)
0098'	7428	63 SETCHAN	MOVEQ #2B,D2	Length of channel entry
009A'	C2C2	64	MULU D2,D1	D1 = Offset from start of table
009C'	2B6E 0030	65	MOVE.L 4B(A6),A4	A4 = Start of channel table
00A0'	D9C1	66	ADDA.L D1,A4	A4 = Start of channel entry
00A2'	4280	67	CLR.L D0	Signal no error
00A4'	4E75	68	GCEXIT RTS	
		69 *		
		70 *	Window Enquiry/Fill Block	
		71 *		
00A6'	=0008	72 WINDOW	DS.W 4	
		73		
		74	END	

Figure 2

```
100 REMark : Sinclair QL World
110 REMark : ** HEX LOADER **
120 :
130 CLS
140 RESTORE
150 READ space
160 start = RESPR(space)
170 PRINT"Loading Hex..." : hex_load start
180 INPUT"Save to file...";f$
190 SBYTES f$,start,byte
200 STOP
210 :
220 :
230 DEFine PROCedure hex_load(start)
240 :
250   DEFine FuNction decimal(x)
260   RETurn CODE(h$(x))-48-7*(h$(x)>"9")
270   END DEFine decimal
280 :
290 byte = 0 : checksum = 0
300 REPeat load_hex_digits
310   READ h$
320   IF h$="*" THEN EXIT load_hex_digits
330   IF LEN(h$)<>2*INT(LEN(h$)/2) THEN
340     PRINT"Odd number of hex digits in: ";h$
350     STOP
360   END IF
370   FOR b = 1 TO LEN(h$) STEP 2
380     hb = decimal(b) : lb = decimal(b+1)
390     IF hb<0 OR hb>15 OR lb<0 OR lb>15 THEN
400       PRINT"Illegal hex digit in: ";h$
410       STOP
420     END IF
430     POKE start+byte,16*hb+lb
440     checksum = checksum + 16*hb + lb
450     byte = byte + 1
460   END FOR b
470 END REPeat load_hex_digits
480 READ check
490 IF check <> checksum THEN
500   PRINT"Checksum incorrect. Recheck data."
510   STOP
520 ELSE
530   PRINT"Checksum is correct"
540   PRINT"Data entered at: ";start
550 END IF
560 END DEFine hex_load
570 :
580 REMark : Space requirements for the machine co
de
590 DATA 200
600 :
610 REMark : Machine code data
620 DATA "307B011043FA0006","4E904E7500010010"
630 DATA "06424C4F434B5700","00000000000006100"
640 DATA "004A66000044307B","01124E906600003A"
650 DATA "70F10C4300026600","00303B369B003236"
660 DATA "98022076C80076FF","702C4E4343FA005B"
670 DATA "700A4E4343FA0050","237C000000000004"
680 DATA "1204702E4E434280","4E751A36B8010205"
690 DATA "0080670000224BE7","00142A4B508D307B"
700 DATA "01124E904CDF2800","6600001A32369B00"
710 DATA "508B600000047201","7428C2C2286E0030"
720 DATA "D9C142804E750000","000000000000","*"
730 DATA 10687
```

type — or load, if previously typed — the program in figure three and run it. You can check easily that the command is initialised by typing a line such as:

*10 blockw 1,0*

using lower-case. Since the command is given in the procedure definition in upper-case, it will appear in the program listing as:

*10 BLOCKW 1,0*

We are still looking for new extension ideas. Before you send a letter you will notice that all the commands so far have been for use in SuperBasic. In other words they have included string PEEKs and POKEs, three-dimensional line drawing, screen saving and restoring, and so on. We intend to continue with this theme rather than include command line extensions such as TRACEing SuperBasic execution, dump printing variable and the like.

# TOOLKIT DIY



## Print Brother please

I cannot get my Brother HR5 to print through ser1 or ser2. I have checked the wiring on my RS232 cable and all seems to be satisfactory. I cannot even get the Psion suite to work with the printer — it just sits there and the computer locks up. I have tried the simple line BAUD 9600:

OPEN#6,ser2: LIST #6: CLOSE #6. I have also tried ser1 but to no avail. The printer is satisfactory — it works with my Spectrum. Can you offer me advise how to deal with my problem?

**Andrew Brown,  
Wetherby,  
W. Yorkshire.**

A few people seem to own Brother-manufactured printers and yet are unable

to link successfully them to the QL. Probably the most common reason is the

particular arrangement of connections that the Brother printers require at their end (i.e., at the 25-pin D-type socket end of the cable).

When cable suppliers ship their wares they usually wire up nothing more than the data handshake and earth (common) links. In most cases that is adequate, but not in the case of most makes of Brother printer. Figure one show the connections that should be

made between the QL and a Brother printer. The configuration shown has been known to work for HR5, HR10 and HR15 models. I have no reason to suppose that the cable design will fail to work with other models.

The most important point is the linking of the four pins — 4,5,6,8 — at the Brother end of the cable. Be careful how you do this because you have to bypass pin 7 (ground).

Colin Opie finds the answers to your technical problems

# TECHNICAL

## Upgrade query

After reading the article Economy Drive by David Hawthorne in the May issue of *QL World* I decided to try to upgrade my system by adding an Olivetti disc drive. I ordered a disc drive and power supply and waited for their arrival. On receipt of the equipment I find that my limited knowledge of the equipment means I cannot set about connecting to my QL. Could you answer the following questions?

Is an interface required and, if so, can you recommend a suitable one and where to obtain it?

What interconnections are required between the disc drive PCB edge connector and the QL or interface?

There is a four-pin plug to the right of the edge connector which I assume is to connect to the power supply. Could you inform me of the connections?

In figure two, of the article a drive selector switch is illustrated with eight twin sets of pins, could you give more information?

**W. Doherty,  
Barrow-in-Furness.**

David Hawthorn's article in the May issue was, I think, well-written but, it seems that a number of people are still a little confused exactly what to do where and when. Let us assume for the moment that you have bought the Olivetti drives and the Viglen switched mode power supply. The answers to the specific questions posed by Doherty then become fairly straightforward.

An interface is required. Would you believe it if I said a "Disk interface" module is what is needed? The May article mentioned that such an interface was necessary, but did not quote suppliers names. In the June, 1986 issue a review of then currently available interfaces was published. Bearing in mind you are trying to perform this operation at minimum cost, your best bet is still the CST interface costing 79.95 (inc. VAT). A 3.5in or 5.25in utility disc is free with all CST disc interfaces. CST can be contacted at 24 Green Street, Stevenage, Herts SG1 3DS. Tel: 0438 352150.

The May article described a 34-way cable which had an IDC female (socket) at one end and a

34-way PCB edge connector at the other. The IDC socket will fit into the interface mentioned and the PCB edge connector fits onto the disc drive board. If you do not want to make one yourself, you should be able to buy one from any computer/electronics hardware store. Ask about prices, as they do vary.

supply — not recommended nowadays — you will need to buy the cable sockets from an electronics shop and wire it as shown in figure two.

The first really useful bit of information about figure two in the May issue is that there is a labelling error regarding the eight twin sets of pins. From the top of the diagram down, it

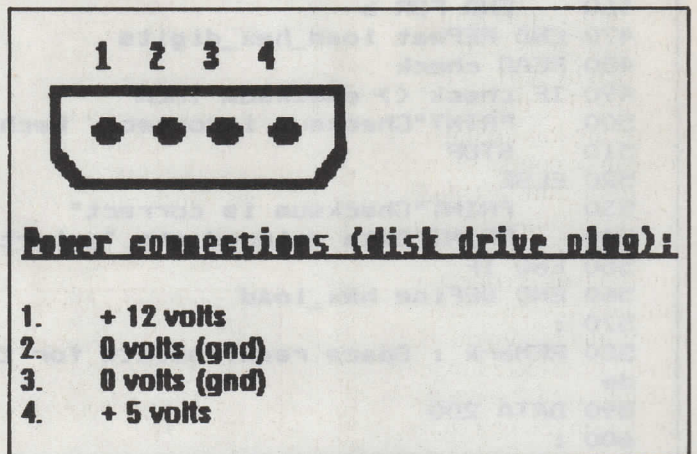


Figure 2. Disc drive power supply plug connections

If you buy the Viglen power supply, (as suggested), you do not need to know the power supply connections because the respective plug and socket will only mate (sensibly) in one orientation anyway. If you intend making your own

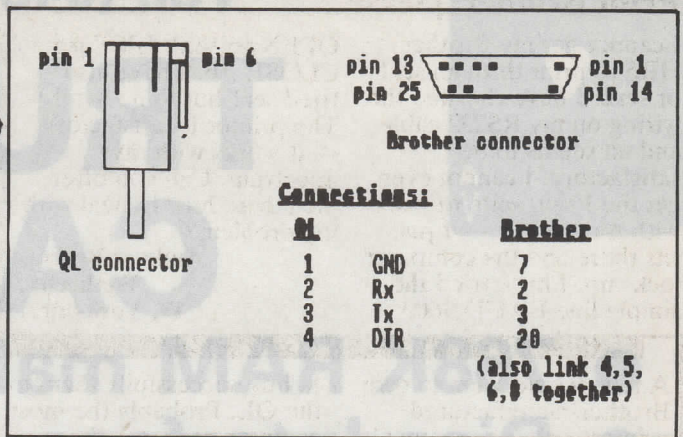
should read '3 2 1 0' and not '3 2 1 9'. That aside, Hawthorne explained the use of the pins. For the sake of soothing the reader's nerves I will endeavour to be a little more explicit. The first (numbered) set of four pairs of pins (3 2 1 0)

Three short lengths of flexible sleeved wire should do the trick.

You do not need the connections from pins 5 and 6 on the QL end of the cable, so it is worth cutting the appropriate wires back at the Brother end to ensure that no contact can be made with the 25-way D-type pins.

Brother printers are usually set to work with the device 'SER1C' and at whatever baud rate is the

Figure 1. Connections for Brother printers



maximum for that printer. Quill driver options include Brother printers, so a suitable driver should be simple enough to find.

# HELPLINE

enable you to set the drive number for that particular disc drive unit. On a single disc drive set up you would therefore put the jumper across the two pins marked '0'. That means your drive will be accessed from the disc interface using the device name 'flp1'.

With a twin drive system you would link the '0' pins on one unit, and the '1' pins on the other unit. The former drive is then accessed by 'flp1' and the latter by 'flp2'. Following this argument you can of course set a disc unit to be unit '2' ('flp3') or unit '3' ('flp4'). The second set of three pairs of lettered pins is concerned with how the disc drive motor and read/write head should be selected by the disc interface. Leave the jumper on the pair marked 'C' unless you find that you cannot format a disc. If this proves to be the case you will need to jumper across one of the other two options until you can get the drive to work with your interface. Formatting a disc is the acid test, so be sure to check the drive operation in this way. If your drive does not work after all three options have been tried, something else is at fault.

## Telephone solution

I would be grateful if you could advise me on a matter regarding SuperBasic programming which may also be of interest to other readers. I have recently written a specialised sales analysis program for a friend which, with my limited experience in programming, was a monumental task and, thanks to Superbasic, works very well.

Part of the program involves an input screen which lists about 25 items against which sales figures

are entered. My problem is that since the figures are taken by telephone, should a mistake be made it is necessary to re-enter them.

I would like to be able to set up a screen whereby the cursor could be moved to different input items at will, and thereby assign the input to an array. If a mistake is made, you could move the cursor back to that product and change it without starting again, similar to the 'INSERT' facility in ARCHIVE.

Michael Klein,  
Thatcham,  
Berkshire.

The easiest way to go about this is to use three arrays, one for the inputs required, one for the position of the screen prompt and one for the prompt. Figure three is a listing of a simple version for just four inputs. The idea can easily be expanded to cope with as many inputs per screen as necessary.

First every prompt is displayed alongside its initial value. A loop is then entered which allows you to enter new values, move up and down the list, or quit the entry stage. Note that in lines 260 and 380 the procedure CURSEN is used. This is an extension to SuperBasic and was described fully in Technical Helpline in the June issue.

To enter a new value you first have to press the ENTER key. That will delete the current displayed value and allow you to enter a new value. Note that you can circle the options using the up and down cursor control keys. For example, going up from option 1 puts you down to the last option and vice versa. When you have finished making the entries, press the ESC key. the entry stage.

```

100 REMark Guarded Input Routine
110 :
120 CLEAR: opt=4: REMark Number of options
130 DIM reply(opt), pos(opt,2), msg$(opt,30)
140 FOR i=1 TO opt
150 READ msg$(i), pos(i,1), pos(i,2)
160 NEXT i
170 :
180 REMark Display prompts
190 CLS
200 FOR i=1 TO opt
210 AT pos(i,2), pos(i,1):PRINT msg$(i)
215 AT pos(i,2), 30:PRINT reply(i)
220 NEXT i
230 :
240 REMark Collect entries
250 p=1: finish=0
260 CURSET#1,1: AT pos(p,2), 30: CLS#1,4: PRINT reply(p)
270 AT pos(p,2), 30: c$=INKEY$(#1,-1): c=CODE(c$)
280 SElect ON c
290 =10: CLS#1,4: INPUT reply(p): p=p+1
300 =27: finish=1
310 =200: p=p-1
320 =216: p=p+1
330 END SElect
340 IF p=0: p=opt
350 IF p=opt+1: p=1
360 IF finish=0: GO TO 260
370 :
380 CURSET#1,0: STOP
390 :
400 REMark Prompt X pos, Y pos
410 DATA "RRP per unit",2,2
420 DATA "Discount price (50+)":,2,6
430 DATA "Discount price (100+)":,2,10
440 DATA "Discount price (1000+)":,2,14



```

Figure 3. Listing of guarded input routine


MIRACLE SYSTEMS

Tel. (0454) 317772

# TRUMP CARD



- 768K RAM making 896K total
- Disc Interface
- RAM Disc
- Printer Buffer
- Toolkit II
- Screen Dump
- Memory Cut





(THE TRUMP CARD IS SUPPLIED COMPLETE WITH COVER)

Price £199.00 inclusive

MIRACLE SYSTEMS LTD., NORTHAVON BUSINESS CENTRE, DEAN ROAD, YATE, BRISTOL, BS17 5NH, U.K.

Plug in the TRUMP CARD and you have a QL expanded to its maximum of **896K**. Its Disc Interface is fully compatible with QDOS, Psion packages, Superbasic, etc., To make maximum use of the **896K** the ROM software includes both static and dynamic RAM discs and a Serial Port printer buffer. The Screen Dump enables the screen to be copied to a dot matrix printer. Memory Cut lets programs that used to run only on an unexpanded QL run with the TRUMP CARD. And Tony Tebby's Toolkit II provides a comprehensive range of Basic extensions.

If you order directly from us then you not only get the 12 month warranty but a 14 day money back guarantee as well. We are also giving away a **FREE MIRACLE SYSTEMS 'T' shirt** with every retail order! For those of you who already have an EXPANDERAM 512K don't despair — we will also give you £50 trade in for it against a TRUMP CARD. So for peace of mind and a 'T' shirt, order direct from us by phone, quoting your ACCESS/VISA number or by post with a cheque, etc. **WE LOOK FORWARD TO HEARING FROM YOU.**



# MIRACLE SYSTEMS LIMITED

14 day full money back guarantee on all products

12 month warranty on all products

All prices include VAT and P&P


## QL MODEM £49

★ New printout software



- ★ 1200/75 e.g. PRESTEL, T/GOLD
- ★ Autodial
- ★ 3 metre cable
- ★ Plugs into SER2
- ★ Includes Viewdata software
- ★ Includes 80 column software
- ★ Not BT approved

## QL EXPANDERAM 512K £75



- ★ Increases QL memory to 640K
- ★ Through connector for i/f
- ★ Low power consumption
- ★ Can speed up some programs
- ★ Able to use larger Quill docs etc
- ★ Black cover included

## QL CENTRONICS £19.50 PRINTER INTERFACE



- ★ Plugs into SER1 or SER2
- ★ Standard Centronics plug
- ★ Default baud rate 9600
- ★ 3 metre cable


## QL MODAPTOR £39

★ New printout software



- ★ Interfaces QL to standard modem
- ★ 300/300, 1200/75, 1200/1200
- ★ Autodials with DTR
- ★ Plugs into SER2
- ★ Terminated by 25 way D
- ★ Includes Viewdata software
- ★ Includes 80 column software

## QL TRUMP CARD £199 768K RAM + DISC I/F



- ★ Increases QL memory to 896K
- ★ Standard 3½/5¼ inch disc i/f
- ★ Screen Dump
- ★ RAM Disc
- ★ Printer Buffer
- ★ Memory Cut
- ★ Toolkit II
- ★ £50 Expanderam trade-in
- ★ FREE 'T' shirt

## QL QUADRAPRINT £19.50

- ★ 4 QL's to 1 printer
- ★ 5 metre cable £7.50
- ★ 10 metre cable £12.50
- ★ 20 metre cable £19.50

## QL SERIAL CABLE £7.50

- ★ 25 way D plug
- ★ 3 metre cable

## QL JOYSTICK ADAPTOR £4.99

- ★ Atari/Commodore J/S to QL

**TRUMP CARD Plus twin  
720K 3½" Disc drive £349  
inclusive**

**Tel: (0454) 317772**

**Orders welcome by telephone or post**

MIRACLE SYSTEMS LTD., Northavon Business Centre, Dean Road, Yate, BRISTOL, BS17 5NH, U.K.

West German distributor: Jejosoft KRUPPSTR9, 4040 Weuss 21, Tel: 021078184

Please send me .....

Please find cheque enclosed to the value of £.....

or debit my credit card

Expiry date

Signature .....

Send to: Name .....

Address .....

SQLW10

MIRACLE SYSTEMS LTD., Northavon Business Centre, Dean Road, Yate, BRISTOL, BS17 5NH, U.K.

**THE**

# P + R : O = G < S

If you have a program that is worthy of consideration, send it to 'The Progs', Sinclair QL World, Greencoat House, Francis Street, London SW1P 1DG. We pay for everything published at the usual page rates — £80 per thousand words.

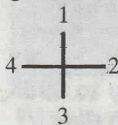
## Program of the month

**QSquidge —  
by Alan  
Glassbrook  
and Ian  
Swinton**

**Original  
concept by  
Kevin  
Swinton**

### Technical details

*QSquidge* has 64 locations, expandable to available free memory, made up from an 8x8 grid, which you have to collect nine items, three parts of your spaceship, three fuel pods and three microchips. Each room will have one, two or three doors. In the middle of a room there might be a character, representing a fuelpod, ship or a microchip. The numbering of the doors goes like this:



### Keys to use

To go left press.....'Z'  
To go right press.....'X'  
To go up press.....'P'  
To go down press.....'L'  
To collect an object press.....'.'  
To halt the game press.....'H'  
To continue the game press.....'C'

### QSquidge instructions.

Squidge has crash-landed on an oversized alien planet while on his way home to his native land of Pavlonia. You must help him to gather nine parts of his damaged rocket. Because of the foul atmosphere on the planet, Squidge has only three minutes to collect each item. If you fail to gather one object in a three-minute timespan you will lose one of your three lives. If you proceed you will see Squidge blast off in his rocket to Pavlonia. If you run out of lives you will be offered another attempted.

The letters in the DATA statements mean:

'L' is a left door  
'R' is a right door  
'u' is an upwards exit  
'd' is a downwards exit  
'f' is for a fuel pod  
's' is for a part of Squidge's ship  
'm' is for a microchip

The locations can be changed easily,  
e.g.: 2820 DATA 'lrf', 'rest of locations'  
2830 DATA 'more rooms'

That would tell the computer to define a location with a left and right door and a fuel pod in the middle of the screen.

Some variable/string/PROCEDURE names  
pieces — stores the number of objects collected.  
r(xp,yp) — PROCEDURE to draw a room. Coordinates are stores in parameters xp, yp  
prnt — Erases the re-prints Squidge character.  
dec — Counter for time decrement.  
finish—game — Flag to check if game is finished.  
wait — PROCEDURE to pause in gameplay.  
sx, sy — Squidge coordinates.  
locate (future) — Checks and, if possible, moves the location.  
location\$(a,b,c) — Stores data for location in coordinates a,b; c contains maximum length of data.  
logo — prints 'QSQUIDGE' vertically on the rocket.  
lives — stores current lives.

Note that the graphics may have a memory expansion not be defined properly if you fitted.

```

100 REMark *****
110 REMark **          QSquidge          **
120 REMark ** By Alan Glassbrook & Ian Swinton **
130 REMark **                July 1987          **
140 REMark *****
150 :
160 :
170 MODE 8
180 REPEAT forever
190   POKE 98403,2 : REMark screen_off
200   set_up_screen
210   initialise_variables
220   read_in_location_data
230   stars 438,170
240   floor
250   POKE 98403,8 : REMark switch to MODE 8.
260   space
270   text
280   time
290   IF finish_game = 1 THEN
300     gameover
310   ELSE
320     lose
330   END IF
340   PAUSE
350 END REPEAT forever
360 :
370 :
380 DEFine PROCEDURE set_up_screen
390   INK 7
400   OPEN #2,con_512x256a0x0
410   CLS #2
420   SCALE 1200,-180,-30
430   WINDOW 440,250,36,6
440   OVER -1 : CURSOR 400,10
450   PRINT '' : REMark CTRL SHIFT .
460   REMark CHR$(158)
470   OVER 0
480 END DEFine
490 :
500 :
510 DEFine PROCEDURE stars(maxx,maxy)
520   FOR star = 1 TO 70
530     BLOCK 2,1,RND(maxx),RND(maxy),RND(1 TO 7)
540   END FOR star

```



```

550 END DEFine
560 :
570 :
580 DEFine PROCEDURE floor
590 INK 1 : FILL 1
600 LINE 40,412 TO 1240,812
610 LINE 1240,812 TO 320,812
620 LINE 320,812 TO 40,412
630 LINE 40,412 TO 1240,812
640 LINE 1240,812 TO 960,412
650 FILL 0
660 END DEFine
670 :
680 :
690 DEFine PROCEDURE door (no)
700 INK 6 : OVER -1
710 SELECT ON no
720 = 1 : INK 7 : LINE 700,812 TO 700,1000 TO
900,1000 TO 900,812
730 = 2 : LINE 1034,532 TO 1034,692 TO 1099,79
2 TO 1099,632
740 = 3 : LINE 400,412 TO 400,612 TO 600,612 T
0 600,412
750 = 4 : INK 7 : LINE 128,542 TO 128,702 TO 2
06,818 TO 206,648
760 END SELECT
770 OVER 0
780 END DEFine
790 :
800 :
810 DEFine PROCEDURE text
820 PAPER 0 : INK 6 : CSIZE 0,1
830 AT 9,14 : PRINT 'QSQUIDGE'
840 CSIZE 0,0 : INK 3 : AT 20,14
850 PRINT '~~~~~' : INK 4
860 AT 21,9 : PRINT 'By Alan Glassbrook'
870 AT 22,9 : PRINT ' and Ian Swinton'
880 INK 2 : AT 24,8 : PRINT 'Pieces collected : '
890 AT 24,26 : PRINT '00'
900 AT 24,28 - LEN(pieces) :-PRINT pieces
910 BLOCK 400,1,20,170,3
920 END DEFine
930 :
940 :
950 DEFine PROCEDURE time
960 r 1,6 : INK 3
970 AT 23,8 : PRINT "TIME REMAINING :";
980 INK 7 : PRINT '3:00'
990 prnt : BEEP 20000,0,15,5,10,8,0,0
1000 REPEAT control_loop
1010 keycheck : dec = dec - 32 : INK 7
1020 IF dec <= 0 THEN
1030 dec = 199 : sec = sec - 1
1040 IF sec = -1 THEN
1050 sec = 59 : min = min - 1
1060 END IF
1070 AT 23,24 : PRINT min;':':sec;
1080 END IF
1090 IF min<= 0 AND sec<= 0 AND bitheld = 0 TH
EN
1100 show_lives : min = 3 : sec = 0
1110 ELSE
1120 IF bitheld = 1 THEN
1130 min = 3 : sec = 0 : bitheld = 0
1140 END IF
1150 END IF
1160 IF finish_game = 1 THEN
1170 EXIT control_loop
1180 END IF
1190 IF lives = 0 THEN
1200 PAUSE 100 : EXIT control_loop
1210 END IF
1220 END REPEAT control_loop
1230 END DEFine
1240 :
1250 :
1260 DEFine PROCEDURE keycheck
1270 IF KEYROW(4) = 4 THEN wait
1280 IF KEYROW(2) = 2 THEN left
1290 IF KEYROW(7) = 8 THEN right
1300 IF KEYROW(4) = 32 THEN up
1310 IF KEYROW(4) = 1 THEN down
1320 IF KEYROW(5) = 32 THEN check
1330 END DEFine
1340 :
1350 :
1360 DEFine PROCEDURE left
1370 prnt
1380 sx = sx - 32
1390 IF sx < 760 - (sy - 84) AND sy > 430 AND sy

```

```

< 460 AND d(4) = 1 THEN
1400 locate 1
1410 ELSE
1420 IF sx < 769 - (sy - 84) THEN
1430 sx = sx + 32
1440 END IF
1450 END IF
1460 prnt
1470 END DEFine
1480 :
1490 :
1500 DEFine PROCEDURE right
1510 prnt
1520 sx = sx + 32
1530 IF sx > 1720 - (sy - 84) AND sy > 430 AND sy
< 460 AND d(2) = 1 THEN
1540 locate 4
1550 ELSE
1560 IF sx > 1720 - (sy - 84) THEN
1570 sx = sx - 32
1580 END IF
1590 END IF
1600 prnt
1610 END DEFine
1620 :
1630 :
1640 DEFine PROCEDURE up
1650 prnt
1660 sx = sx + 16 : sy = sy - 16
1670 IF sx > 979 AND sx < 1141 AND sy < 268 AND
d(1) = 1 THEN
1680 locate 3
1690 END IF
1700 IF sy < 268 THEN
1710 sy = sy + 16 : sx = sx - 16
1720 END IF
1730 prnt
1740 END DEFine
1750 :
1760 :
1770 DEFine PROCEDURE down
1780 prnt
1790 sx = sx - 16 : sy = sy + 16
1800 IF sx > 675 AND sx < 805 AND sy > 588 AND d
(3) = 1 THEN
1810 locate 2
1820 END IF
1830 IF sy > 588 THEN
1840 sy = sy - 16 : sx = sx + 16
1850 END IF
1860 prnt
1870 END DEFine
1880 :
1890 :
1900 DEFine PROCEDURE prnt
1910 INK 7 : OVER -1
1920 CURSOR sx / 4, sy / 4
1930 PRINT '' : REMARK CTRL SHIFT .
1940 REMARK CHR$(158)
1950 IF NOT BEEPING THEN BEEP 1,10,15,5,100,0,12
,0
1960 OVER 0 : dec = dec - 7
1970 END DEFine
1980 :
1990 :
2000 DEFine PROCEDURE locate(future)
2010 SELECT ON future
2020 = 1 : IF roomx > 1 THEN r roomx,roomy
: roomx = roomx -
1 : r roomx,roomy
: sx = 1348
2030 = 2 : IF roomy < 16 THEN r roomx,roomy
: roomy = roomy +
1 : r roomx,roomy
: sy = 290 : sx = 1050
2040 = 3 : IF roomy > 1 THEN r roomx,roomy
: roomy = roomy -
1 : r roomx,roomy
: sy = 580 : sx = 765
2050 = 4 : IF roomx < 16 THEN r roomx,roomy
: roomx = roomx +
1 : r roomx,roomy
: sx = 388
2060 END SELECT
2070 END DEFine
2080 :
2090 :
2100 DEFine PROCEDURE initialise_variables
2110 DIM d(5),finit$(30),M$(20),mt$(10)
2120 DIM congrats$(20),log$(8),a$(2),message$(255

```

```

)
2130 DIM endmessage$(30),char$(10),word$(10)
2140 REMark Next line speeds up cursor
2150 POKE_W 163982,-255 : POKE_W 163980,9
2160 sx = 692 : sy = 404 : min = 3 : pieces = 0
2170 bitheld = 0 : finish_game = 0 : lives = 3
2180 roomx = 1 : roomy = 6 : sec = 0 : dec = 199
2190 shipcol = 0 : fuelcol = 0 : chipcol = 0
2200 END DEFINE
2210 :
2220 :
2230 DEFINE PROCEDURE space
2240 mes 150,200,'PRESS SPACE'
2250 REPEAT get_spacebar
2260 a$ = INKEY$
2270 IF a$ = ' ' THEN EXIT get_spacebar
2280 END REPEAT get_spacebar
2290 mes 150,200,'PRESS SPACE'
2300 END DEFINE
2310 :
2320 :
2330 DEFINE PROCEDURE mes(wordx,wordy,message$)
2340 INK 1 : OVER -1
2350 CURSOR wordx,wordy
2360 PRINT message$ : INK 5
2370 CURSOR wordx - 4,wordy + 2
2380 PRINT message$ : OVER 0
2390 END DEFINE
2400 :
2410 :
2420 DEFINE PROCEDURE wait
2430 mes 10,20,"TIME HELD"
2440 REPEAT hold
2450 IF KEYROW(2) = 8 THEN EXIT hold
2460 END REPEAT hold
2470 mes 10,20,"TIME HELD"
2480 END DEFINE
2490 :
2500 :
2510 DEFINE PROCEDURE gameover
2520 finish_game = 0
2530 finit$ = "B A M E O V E R !"
2540 OVER #2,-1 : CSIZE #2,0,1
2550 FOR f = 1 TO LEN(finit$)
2560 INK RND(2 TO 7)
2570 CURSOR #2,50 + (f * 20),100
2580 PRINT #2;finit$(f);
2590 BEEP 1000,0 + (f)
2600 PAUSE 2
2610 END FOR f
2620 OVER #2,0 : PAUSE 200
2630 BEEP 500,0
2640 congratulations
2650 END DEFINE
2660 :
2670 :
2680 DEFINE PROCEDURE read_in_location_data
2690 RESTORE 2820
2700 DIM location$(8,8,10)
2710 FOR gridx = 1 TO 8
2720 FOR gridy = 1 TO 8
2730 READ word$
2740 location$(gridy,gridx) = word$
2750 END FOR gridy
2760 END FOR gridx
2770 END DEFINE
2780 :
2790 :
2800 REMark Data for the 64 screens.
2810 :
2820 DATA 'rd','ld','dr','ld','rd','lf','r','ld'
2830 DATA 'ud','ud','ud','ud','ur','lrd','lcr','lu'
2840 DATA 'ud','ud','ud','ur','lr','lfu','rd','lud'
2850 DATA 'ud','ud','ud','dsr','lr','lr','lu','ud'
2860 DATA 'ud','ur','lu','udr','lr','lr','l','ud'
2870 DATA 'ur','lc','cd','udr','l','dr','lr','lus'
2880 DATA 'rd','lr','ul','ur','lr','lsur','lr','ld'
2890 DATA 'ur','lr','lr','lr','lr','rfl','lr','lu'
2900 :
2910 :
2920 DEFINE PROCEDURE r(xp,yp)
2930 FOR dd = 1 TO 4
2940 d(dd) = 0
2950 END FOR dd
2960 partship = 0 : fuelpod = 0 : microchip = 0
2970 mt$ = location$(xp,yp)
2980 FOR readthru = 1 TO LEN(mt$)

```

```

2990 char$ = mt$(readthru)
3000 IF char$ = 'u' THEN door 1 : d(1) = 1
3010 IF char$ = 'r' THEN door 2 : d(2) = 1
3020 IF char$ = 'd' THEN door 3 : d(3) = 1
3030 IF char$ = 'l' THEN door 4 : d(4) = 1
3040 IF char$ = 'f' THEN fuelpod = 1 : bit 2
3050 IF char$ = 's' THEN partship = 1 : bit 1
3060 IF char$ = 'c' THEN microchip = 1 : bit 3
3070 END FOR readthru
3080 END DEFINE
3090 :
3100 :
3110 DEFINE PROCEDURE bit(object)
3120 INK 4 : OVER #2,-1
3130 CSIZE #2,3,1 : AT #2,5,16
3140 SELECT ON object
3150 =1:PRINT #2,',':REMARK CTRL SHIFT L(Ship)
3160 =2:PRINT #2,',7':REMARK CTRL SHIFT W(Fuel)
3170 =3:PRINT #2,',':REMARK EQUAL (Chip)
3180 END SELECT
3190 CSIZE #2,0,0 : OVER #2,0
3200 END DEFINE
3210 :
3220 :
3230 DEFINE PROCEDURE check
3240 pc = 0
3250 IF partship = 1 THEN wipe_ship : pc = 1
3260 IF fuelpod = 1 THEN wipe_fuel : pc = 1
3270 IF microchip = 1 THEN wipe_chip : pc = 1
3280 IF pc = 1 THEN
3290 pieces = pieces + 1 : BEEP 1000,1 : min =
3300 INK 2 : AT 24,28 - LEN(pieces)
3310 PRINT pieces : bitheld = 1
3320 END IF
3330 IF shipcol=3 AND fuelcol=3 AND chipcol=3 TH
3340 finish_game = 1
3350 END IF
3360 END DEFINE
3370 :
3380 :
3390 DEFINE PROCEDURE wipe_ship
3400 shipcol = shipcol + 1
3410 FOR take = 1 TO LEN(mt$)
3420 IF mt$(take) = 's' THEN mt$(take) = '0'
3430 END FOR take
3440 location$(roomx,roomy) = mt$
3450 partship = 0 : bit 1
3460 END DEFINE
3470 :
3480 :
3490 DEFINE PROCEDURE wipe_fuel
3500 fuelcol = fuelcol + 1
3510 FOR take = 1 TO LEN(mt$)
3520 IF mt$(take) = 'f' THEN mt$(take) = '0'
3530 END FOR take
3540 location$(roomx,roomy) = mt$
3550 fuelpod = 0 : bit 2
3560 END DEFINE
3570 :
3580 :
3590 DEFINE PROCEDURE wipe_chip
3600 chipcol = chipcol + 1
3610 FOR take = 1 TO LEN(mt$)
3620 IF mt$(take) = 'c' THEN mt$(take) = '0'
3630 END FOR take
3640 location$(roomx,roomy) = mt$
3650 microchip = 0 : bit 3
3660 END DEFINE
3670 :
3680 :
3690 DEFINE PROCEDURE congratulations
3700 MODE 8 : col = 0
3710 CSIZE 0,1 : RESTORE 3880
3720 FOR blob = 0 TO 8
3730 col = col + 1
3740 READ congrat$
3750 IF congrat$ = ' ' THEN PRINT : craft
3760 IF col = 8 THEN col = 1
3770 INK col
3780 IF blob > 5 THEN
3790 PRINT TO 10 ; congrat$
3800 ELSE
3810 PRINT congrat$
3820 END IF
3830 END FOR blob

```

```

3840 CSIZE #3,0,0 : CSIZE 0,0
3850 END DEFine
3860 :
3870 :
3880 DATA 'Well Done !!!', 'You have helped'
3890 DATA 'SQUIDGE to return'
3900 DATA 'to his home planet', 'PAVLONIA....'
3910 DATA '','Press any key', 'for another'
3920 DATA 'quest !!!!!'
3930 :
3940 :
3950 DEFine PROCedure craft
3960 OPEN #3,scr_100x200a340x20
3970 OPEN #4,scr_330x20a30x130
3980 rocket : logo : INK #4,4
3990 PRINT #4, ' ' : INK #4,6
4000 OVER #4,-1 : AT #4,0,0
4010 PRINT #4, ' ' : OVER #4,0
4020 REMark '<SPACE> CTRL SHIFT . .'
4030 BEEP 0,255 : INK #4,4
4040 FOR ac = 1 TO 88
4050   AT #4,0,0
4060   PRINT #4, ' '
4070   PAN #4,4
4080 END FOR ac
4090 BEEP : PAUSE 50 : BEEP 0,250
4100 FOR ac = 1 TO 86
4110   PAN #4,-4
4120 END FOR ac
4130 BEEP : PAUSE 150
4140 FOR bep = 56 TO 28 STEP -1
4150   BEEP 0,bep,bep+2,.5,.5,5,10,10
4160 END FOR bep
4170   sc = 0
4180 FOR bep2 = 28 TO 1 STEP -1
4190   sc = sc + 1
4200   BEEP 0,bep2,bep2 + 2,.5,.5,5,10,10
4210   SCROLL #3,-sc
4220 END FOR bep2
4230 PAUSE 50 : BEEP
4240 PAN 120
4250 END DEFine
4260 :
4270 :
4280 DEFine PROCedure logo
4290   log# = 'QSQUIDGE'
4300 OVER #3,-1
4310 INK #3,6
4320 FOR 12 = 1 TO 8
4330   CURSOR #3,40,80 + 12 * 10
4340   PRINT #3,log#(12)

```

```

4350 END FOR 12
4360 OVER #3,0
4370 END DEFine
4380 :
4390 :
4400 DEFine PROCedure rocket.
4410   BLOCK #3,50,90,20,90,7
4420   INK #3,7
4430   FILL #3,1
4440   LINE #3,11,10 TO 8,0 TO 17,0 TO 14,10
4450   FILL #3,0
4460   FILL #3,1
4470   LINE #3,22,10 TO 18,0 TO 27,0 TO 24,10
4480   FILL #3,0
4490   FILL #3,1
4500   LINE #3,7.5,55 TO 17,70 TO 26,55
4510   FILL #3,0
4520 END DEFine
4530 :
4540 :
4550 DEFine PROCedure lose
4560 MODE 8 : POKE 98403,2
4570 OVER -1 : stars 400,200
4580 RESTORE 4670 : CSIZE 0,1
4590 PRINT \ : c = 0
4600 FOR prt = 1 TO 7
4610   c = c + 1 : IF c = 8 THEN c = 1
4620   INK c
4630   READ endmessage$
4640   PRINT TO(36-LEN(endmessage$))/2;endmessag
e$
4650 END FOR prt
4660 CSIZE 0,0 : POKE 98403,8 : OVER 0
4670 DATA 'Tough Luck !', 'You failed to repair'
4680 DATA 'your SQUIDGE craft'
4690 DATA 'and return to your home !!'
4700 DATA '','Press any key to', 'play again....'
4710 END DEFine
4720 :
4730 :
4740 DEFine PROCedure show_lives
4750   INK 5
4760 OVER -1
4770   lives = lives - 1
4780 CURSOR 400 + (lives * 12),10
4790 PRINT ' ' : REMark CTRL SHIFT .
4800 REMark CHR$(158)
4810 OVER 0
4820 FOR b = 5 TO 1 STEP -1
4830   BEEP 3000,b,b + 5,250,1,0,5,0
4840 END FOR b
4850 END DEFine

```

## WDS Software

FOR THE SINCLAIR QL:-

**JOSS** £15 on mdv or 5¼" flp, £17 on 3½" flp  
 Forget syntax errors and mistyped names in file commands! Just move a cursor and press SPACE. Cursor keys or joystick allow access to up to 8 microdrives and all the discs your interface will handle, with up to 150 files on each. Scroll & print directories, COPY, DELETE or PRINT any file, select TV or Monitor mode before LOADING/RUNNING a program. Use keyboard only to set date or label a medium. Easy to use with Psion or other software. No silly icons to learn - JOSS will tell you what it's doing! Mass copying/printing utilities and programmer's toolkit. Specify disc size, tracks and interface (CST, Cumana, PCML, MicroPeripherals) or microdrive only.

**RefQL7** ..... £11 on 2 mdvs or 1 3½" flp, £9 on 5¼" flp  
 For use with ARCHIVE 2, contains 1300 useful references and a search/print program. Find programs, articles and reviews buried in the magazines on your shelf! Cheap updates of earlier editions.

**Mdv Extension Cable (8"** ..... £5.50  
 Add ZX Microdrives to your QL.

**Joystick Adaptor** ..... £4.99

**FOR THE QL, SPECTRUM, (ALL), BBC & ELECTRON:-**  
**WD Morse Tutor** £4 cassette, £6 mdv or 5¼", £8 3½"  
 Teach yourself to read Morse Code. From absolute beginning to 18 wpm! Feedback on screen or printer. Random letters, numbers or mixed, 100 random sentences, many helpful features include phonetic speech via Currah Micro-Speech (Spectrum). Discs unsuitable for BBC B+.

### PAYMENT:-

In advance, in **STERLING** on British bank branches, international Giro, Postal Order or **ACCESS/MasterCard**. Add £1 outside Europe for AIRMAIL.

### FROM:-

**WDS Software (QLW),**  
 Hilltop, St Mary, Jersey, C.I. Tel: (0534) 81392



## Data-Skip presents...Seiko RC-1000, Wrist Terminal



**JOE BROWN**  
 213-123-4567

**MEETING 335**  
 10/15 A10:30

**DANCE LESSON**  
 5 FRI P06:00

**FRANKFURT**  
 AM 02:08 42

**# 84 10/14 A**  
 SUN 10: 08 42

**Memo Function.** Can be used to store telephone numbers, client lists, schedules input from a personal computer. There's no limit to its uses. Data entries have a maximum length of 24 characters, and can be output on the watch display whenever, wherever you wish. The Memo Function is the heart of the Wrist Terminal.

**Schedule Alarm Function.** Input the month, day, hour, and minute, for schedule entries and your Wrist Terminal alert you when the date and time come by beeping and displaying a twelve-character message on the screen. Invaluable for the businessman, of course, but the Wrist Terminal can also remind you of special personal days, for example, birthdays or anniversaries, that are so embarrassing to forget.

**Weekly Alarm Function.** Tuesdays at 9:30 there's a meeting, Thursdays at 7:00 you go to your sports club, Fridays...The Weekly Alarm function is just the thing for today's busy people. Input the day of the week, hour, and minute, and each week at the proper time the Wrist Terminal will beep and display a twelve-character message to remind you.

**World Time Function.** What time is it now in London? New York? Just input the time differences and afterward you can know the time anywhere in the world, instantly, with this internationally oriented function. Be sure to input the place name, too, in up to twelve characters.

**Watch Function.** The Wrist Terminal has a full set of Time Keeping functions, including a built-in alarm which will beep at the same time each day and a calendar which will automatically tell you the year, month, and day accurately from now until the year 2020. It has an hourly time signal, too.



The Seiko RC-1000 is a wrist-terminal with 2K of free memory to store addresses, telephone numbers etc. (max. 80).

Also has extensive alarm-facilities. Fully programmable on your QL. Data-transmission via Ser-1 port. Complete package (containing Transmission Software, interconnecting-cable and Watch)

**Now only..... £49.95**

(Also Spectrum/interface I versions available. Please state)

Please add £1 for P & P. Orders: send us a cheque or postal order.

(No Visa or C.O.D.) made payable to:

**DATA-SKIP, OOST Haven, 58, 2801 PE Gouda, Holland**  
 Tel: 1820-20581

# P + R : O = G < S

If you have a program that is worthy of consideration, send it to 'The Progs', Sinclair QL World, Greencoat House, Francis Street, London SW1P 1DG. We pay for everything published at the usual page rates — £80 per thousand words.

## Compress by D. Marsh

Compress is a utility which will compress QL SuperBasic files into a much more compact form without losing the structure of the program. The principle advantage is that the storage space required for the program, either on disk or Microdrive, is reduced. That is particularly true for large SuperBasic programs.

The storage of large programs is not a problem for disk drive owners but it can be for those who depend upon Microdrives. Another benefit is that the compressed program will load slightly faster than previously due to the more compact lines. *Compress* gives you the option of how you wish to compact the program.

Listings one and two are the same procedure but listing two is the compressed version. *Compress* can reduce commands to their shorter form — i.e., *DEFine PROCedure* becomes *DEFPROC*; it will concatenate lines and remove the spaces between numbers and lines. The procedure does nothing in particular, hence its name, so do not bother to type it in.

If you look carefully at the listings you will notice that the program structure is not destroyed. When you load the compressed procedure the computer will restore the commands automatically to their long form, as that is the manner in which they would normally be saved, as well as insert spaces between numbers and lines. Therefore the program cannot lose its readability. That is very important to programmers.

The listings for *Compress* include comments for what

each main part does. When using *Compress* you will be asked for the name of the file to be compressed. The file should be on Microdrive 1. It will store the compressed file on Microdrive 2, any file with the same name being over-written. It then asks you how you wish to compress the file.

*SHORTEN ONLY* will only reduce commands to their shorter form. It does not concatenate lines. *COMPRESS FULL* will concatenate lines and reduce command size. Finally, it asks how you wish to number the file. It can kill the file numbers if you wish — see *QL World* September, 1986, for uses of this.

Try *Compress* on a small program first as an example then copy the compressed program to the screen by *COPY MDV1/2 — FILENAME TO SCR.*

If you write your SuperBasic programs with a number of *GOTOs* and/or *GOSUBs* do not use the *COMPRESS FULL* option. That is because *Compress* does not check line number calls in *GOTOs* or *GOSUBs* and correct them for the called lines which are concatenated. Use only the *SHORTEN ONLY* option, since that does not alter the number of lines in the program. Also do not renumber the file.

This should not be a problem since the main advantage of SuperBasic is that the program can be written without *GOTOs* and *GOSUBs* as the user guide suggests. If you cannot survive without that *GOTO* the memory saving is still significant using the *SHORTEN ONLY* option alone.

### Listing 2

```
1DEFPROC DOES_NOTHING
2A=0:B=0:C=0:D=0:E=0:F=0
3REP LOOP
4A=A+1:B=B+1:C=C+1
5IF C=100:EXIT LOOP
6END REP LOOP
7D=RND(0 TO 10)
8IF D=5:STOP
9ENDDF
```

### Listing 1

```
100 DEFine PROCedure DOES_NOTHING
110 LET A=0:LET B=0:LET C=0
120 LET D=0:LET E=0:LET F=0
130 REPEAT LOOP
140 LET A=A+1:LET B=B+1:LET C=C+1
150 IF C=100 THEN EXIT LOOP
160 END REPEAT LOOP
170 LET D=RND(0 TO 10)
180 IF D=5 THEN STOP
190 END DEFine DOES_NOTHING
```

```
1 REMark QL COMPRESS - DAVID MARSH, 1987 - VERSION
3.00
2 :
3 REMark THIS PROGRAM WILL COMPRESS A SUPERBASIC F
ILE TO IT MINIMUM
4 REMark SIZE BUT MORE IMPORTANTLY WITHOUT LOSING
ITS STRUCTURE.
5 REMark IF YOU WISH IT CAN KILL THE NUMBERS IN A
FILE. SEE SEPT 1986 OF
6 REMark QL WORLD TO SEE THE USE OF THIS.
7 :
8 CLEAR:SETUP
```

**9 SERVICE:WORK:COMPLETE**

**10 :**

```
11 REMark SERVICE ASKS USER QUESTIONS ABOUT HOW TH
E COMPRESS IS TO BE
12 REMark PERFORMED. NOTE THAT COMPRESS CAN GENERA
TE FILES WITHOUT
```

**13 :**

**14 DEFine PROCedure SERVICE**

```

15 CLS#3:INPUT#3," COMPRESS FILE="!F$
16 IF F$="":SERVICE
17 F1$="MDV1_"&F$:F2$="MDV2_"&F$
18 CLS#3:PRINT#3," (C)OMPRESS FULL (S)HORTEN ONL
Y"
19 REPEAT CHOOSE
20 GETKEY
21 IF K=67:SEV%=1:EXIT CHOOSE
22 IF K=83:SEV%=2:EXIT CHOOSE
23 END REPEAT CHOOSE
24 CLS#3:PRINT#3," (R)ENUMBER (S)AME NUMBER (K
)ILL"
25 REPEAT NUMBER
26 GETKEY
27 IF K=82:RNUM%=1:EXIT NUMBER
28 IF K=83:RNUM%=2:EXIT NUMBER
29 IF K=75:RNUM%=3:EXIT NUMBER
30 END REPEAT NUMBER
31 END DEFINE
32 :
33 REMARK WORK IS THE MAIN CONTROL PROCEDURE
34 :
35 DEFINE PROCEDURE WORK
36 CLS#3:PRINT#3," COMPRESSING...":NUM%=1
37 OPEN_IN#5,F1$:DELETE F2$:OPEN_NEW#6,F2$
38 INPUT#5,A$:PRINT A$:SHORTEN A$
39 IF SEV%=1
40 REPEAT FULL
41 IF EOF(#5):RETURN
42 INPUT#5,A$:PRINT A$:IF CONCAT(A$)=0:SHORTEN A$:
GO TO 41
43 IF EOF(#5):SHORTEN A$:RETURN
44 INPUT#5,B$:PRINT B$:IF CONCAT(B$)=0:SHORTEN A$:
SHORTEN B$:GO TO 41
45 IF CONCAT(A$)=1 AND CONCAT(B$)=1
46 A$=A$&","&B$("DATA " INSTR B$+5 TO)
47 ELSE
48 A$=A$&":"&B$(" " INSTR B$+1 TO)
49 END IF
50 SHORTEN A$
51 END REPEAT FULL
52 END IF
53 IF SEV%=2
54 REPEAT SHORT
55 IF EOF(#5):RETURN
56 INPUT#5,A$:PRINT A$:SHORTEN A$
57 END REPEAT SHORT
58 END IF
59 END DEFINE
60 :
61 REMARK COMPLETE IS CALLED AT THE END OF THE COM
PRESS. IT ASKS THE
62 REMARK USER QUESTIONS OF WHAT IS REQUIRED NEXT.
63 :
64 DEFINE PROCEDURE COMPLETE
65 CLOSE#5:CLOSE#6
66 CLS#3:PRINT#3," COPY NEW FILE FROM DRIVE 2 TO
1 (Y/N)":GETKEY
67 IF K=89:DELETE F1$:COPY F2$ TO F1$
68 CLS#3:PRINT#3," USE COMPRESS AGAIN (Y/N)":GETKEY
Y:IF K<>78:CLS:CLS#4:GO TO 9
69 WINDOW 512,256,0,0:PAPER 0:CLS:OPEN#2,SCR:PAPER
#2,0:CLS#2:OPEN#1,SCR:INK#2,7:INK 7:INK#0,7:NEW
70 END DEFINE
71 :
72 DEFINE PROCEDURE GETKEY
73 K=CODE(INKEY$(-1))
74 END DEFINE
75 :

```

```

76 REMARK SETUP WILL SET THE SCREEN DESIGN
77 :
78 DEFINE PROCEDURE SETUP
79 MODE 4:WINDOW 512,256,0,0:PAPER 4,7,2:CLS:BLOCK
439,236,41,16,0
80 WINDOW 439,236,36,11:PAPER 0,7:CLS
81 WINDOW 172,30,295,16:PAPER 2:CLS:BORDER 1,0:INK
7
82 CSIZE 3,1:PRINT " COMPRESS"
83 WINDOW 210,190,42,51:BORDER 1,0:PAPER 7:CLS:INK
0:CSIZE 0,0
84 OPEN#4,SCR_210x190a257x51:BORDER#4,1,0:PAPER#4,
7:CLS#4:INK#4,0
85 OPEN#3,CON_247x30a42x16:PAPER#3,4:BORDER#3,1,0:
CLS#3:INK#3,0
86 END DEFINE
87 :
88 REMARK SHORTEN IS ONE OF THE MAIN PROCEDURES IN
THE PROGRAM. IT WILL
89 REMARK REDUCE THE SIZE OF COMMANDS TO THEIR SHO
RTER FORM, IE-
90 REMARK 'DEFINE PROCEDURE TIME' BECOMES 'DEFPROC
TIME'
91 :
92 DEFINE PROCEDURE SHORTEN(T$)
93 I$=T$:I%="REMARK " INSTR T$
94 IF I%:T%=T$(1 TO I%-1):IF LEN(T%)<8:T%=""
95 I%=" " : " INSTR T$
96 IF I% AND LEN(T%)<8:T%=""
97 I%="DEFINE PROCEDURE " INSTR T$
98 IF I%:T%=T$(1 TO I%-1)&"DEFPROC"&T$(I%+16 TO)
99 I%="DEFINE FuNction " INSTR T$
100 IF I%:T%=T$(1 TO I%-1)&"DEFFUN"&T$(I%+15 TO)
101 I%="REPEAT " INSTR T$
102 IF I%:T%=T$(1 TO I%-1)&"REP"&T$(I%+6 TO)
103 I%="END REPEAT " INSTR T$
104 IF I%:T%=T$(1 TO I%-1)&"ENDREP"&T$(I%+10 TO)
105 I%="SELECT ON " INSTR T$
106 IF I%:T%=T$(1 TO I%-1)&"SEL ON"&T$(I%+9 TO)
107 I%="END SELECT " INSTR T$
108 IF I%:T%=T$(1 TO I%-1)&"ENDSEL"&T$(I%+10 TO)
109 I%="RETURN " INSTR T$
110 IF I%:T%=T$(1 TO I%-1)&"RET"&T$(I%+6 TO)
111 I%="LOCAL " INSTR T$
112 IF I%:T%=T$(1 TO I%-1)&"LOC"&T$(I%+5 TO)
113 I%="LET " INSTR T$
114 IF I%:T%=T$(1 TO I%-1)&T$(I%+4 TO)
115 I%="END DEFINE " INSTR T$
116 IF I%:T%=T$(1 TO I%-1)&"ENDDEF"
117 I%="THEN " INSTR T$
118 IF I%
119 TT$=T$(1 TO I%-2)
120 IF LEN(T%)=LEN(TT$)+6:T%=TT$:ELSE T%=TT$&":"&T
$(I%+5 TO)
121 END IF
122 I%="END IF " INSTR T$
123 IF I%:T%=T$(1 TO I%-1)&"ENDIF"&T$(I%+6 TO)
124 I%="END FOR " INSTR T$
125 IF I%:T%=T$(1 TO I%-1)&"ENDFOR"&T$(I%+7 TO)
126 IF T$<>I$:GO TO 93
127 IF T$="":RETURN
128 I%=" " INSTR T$
129 IF RNUM%=1:NUM$=NUM%:T%=NUM$&T$(I%+1 TO):NUM%=
NUM#+1
130 IF RNUM%=2:T%=T$(1 TO I%-1)&T$(I%+1 TO)
131 IF RNUM%=3:T%=T$(I%+1 TO)
132 PRINT#4,T$:PRINT#6,T$
133 END DEFINE
134 :
135 REMARK CONCAT WILL TEST SUPERBASIC LINES WHETH
ER OR NOT THEY CAN
136 REMARK BE CONCATENATED (JOINED TOGETHER).

```

```

137 :
138 DEFine FuNction CONCAT(T$)
139 IF "DEFine FuNction " INSTR T$:RETURN 0
140 IF "DEFine PROCedure " INSTR T$:RETURN 0
141 IF "END DEFine" INSTR T$:RETURN 0
142 IF "FOR " INSTR T$:RETURN 0
143 IF "IF " INSTR T$:RETURN 0
144 IF "SElect ON " INSTR T$:RETURN 0
145 IF "END SElect" INSTR T$:RETURN 0
146 IF "REPeat " INSTR T$:RETURN 0
147 IF ":" INSTR T$ AND LEN(T$)<8:RETURN 0
148 IF "DATA " INSTR T$:RETURN 1

```

```

149 RETURN -1
150 END DEFine

```

QL Conversion/Calculator by E. Bamber

This program provides a weights and measures convertor and a reverse Polish calculator. Of the 63 units selectable for conversation, conversions may be made from imperial to imperial, imperial to metric, and vice versa.

The program is completely menu-driven and very fast

because of the structure of the data: it is designed for string slicing of the output from a two-dimensional string array organised to coincide with the cursor x, y coordinates.

There is provision for the output of the conversion tables to both the screen and Epson-compatible printers.

```

1 REMark *** prog ABACON 1 (ver 1.0) author E.J.B
amber. june 1986 ***
2 DIM XY$(49,10,22):DIM RES(34)
3 CNUM=7:HNUM=4:TAB$="":TAB2$="":II$="":I2$="":ANS
$="":SCRNS
4
5 MODE 4:PAPER 0:INK 7:CSIZE 1,0:BORDER 2,CNUM:CSI
ZE#0,1,0:BORDER#0,1,CNUM
6 BLOCK 145,42,155,125,CNUM:SP$ = '
:STRIP HNUM:INK 0:AT 14,40:PRINT ' Convertor ':STRI
P 0:INK 7
7 PAPER#0,HNUM:INK#0,0:CLS#0:AT#0,0,14:PRINT#0,'F1
F2 F3 F4 F5 ALT>ALT?':AT#0,1,0:PRINT#0,'(1)
position cursor. (2)enter value. (3)position curso
r.':AT#0,2,7:PRINT#0,'(<=>?)
('=>?')

```

**8 PAGE1**

```

9
10 END DEFine
DEFine PROCedure PAGE1

```

**11 RESTORE 152**

```

12 AT 1,1:PRINT'F1      miles yds  feet  ins  kl
ms" mtrs" cms"
13 AT 5,0:PRINT'      Numls faths  fur1  chain
mms" micr" Angs"
14 AT 9,0:PRINT'      mls2  acres  yds2  ft2  k
1m2" hect" mts2"
15 INIT=0:PAGE=1:AT 3,18:PRINT'>':AT 3,38:PRINT'?
>':AT 18,15:PRINT' Length  Length  Area

```

**16 XYDATA**

```

17
18 END DEFine
DEFine PROCedure PAGE2

```

**19 RESTORE 156**

```

20 AT 1,1:PRINT'F2      M.gal  gals  qts  pts  M.
lts" lts" AmGal
21 AT 5,0:PRINT'      yds3  ft3  ins3  gals  m
ts3" cms3" floz
22 AT 9,0:PRINT'      tons  stone  lbs  ozs  t
ons" kgs" grms"
23 INIT=0:PAGE=2:AT 3,18:PRINT'>':AT 3,38:PRINT'?
>':AT 18,15:PRINT' Volume  Volume  Weight

```

**24 XYDATA**

```

25
26 END DEFine
DEFine PROCedure PAGE3

```

**27 RESTORE 160**

```

28 AT 1,1:PRINT'F3      year  day  hour  mins  se
cs  msec  Osec
29 AT 5,0:PRINT'      mph  ft/hr  ft/sc  in/sc  k
m/hr"km/sc" mt/sc"
30 AT 9,0:PRINT'      t/ft2  t/in2  lb/ft2  lb/in2  a

```

```

tmos kg/m2" g/cm2"
31 INIT=0:PAGE=3:AT 3,18:PRINT' ':AT 3,38:PRINT'
':AT 18,15:PRINT' Time  Speed  Pressure

```

**32 XYDATA**

```

33
34 END DEFine
DEFine PROCedure ARITH
35 AT 18,13:PRINT FILL$( ' ',31):AT 1,1:PRINT' ':
CLS#0:AT 1,1:PRINT 'F5':AT 18,19:STRIP HNUM:INK 0:
PRINT' Reverse Polish. ':STRIP 0:AT#0,1,5:PRINT#0
0,'ARITHMETIC
TRIGONOM
Enter numerator  ESC  Numerato
r' only  then denominator.  for
Trig. ':AT 14,3:STRIP HNUM:PRINT' Memory ':
AT 14,40:PRINT' Calculator ':STRIP 0:AJ$='0':AK$=
'0':tx=0
36 BLOCK 145,42,155,125,CNUM
37 INK 7:AT 13,21:PRINT SP$:AT 13,34:PRINT' ':AT 1
5,21:PRINT SP$
38 IF ANS#>'0' THEN CSIZE 0,0:AT 16,7:PRINT (II$&I
2$):TAB$:AT 17,7:PRINT ANS$:TAB2$:CSIZE 1,0
39 AT 13,22:INPUT AI$:IF CODE(AI$)<'45' OR CODE(A
I$)>'57' THEN GO TO 37
40 IF AJ$>'0' THEN GO TO 44
41 AT 15,22:INPUT AJ$:IF LEN(AI$)>12 OR LEN(AJ$)>
12 THEN CLS:AT 7,12:PRINT 'Input restricted to 12
digets max. '\,' When using scientific notation
.... '\,' use max of (1E300 X 1E300)':PAUSE 500:SCR
NS:ARITH
42 IF AJ$="" THEN AT 15,21:PRINT SP$:GO TO 46
43 IF CODE(AJ$)<'45' OR CODE(AJ$)>'57' THEN GO TO
41
44 RES(34)=AI$-AJ$:RES(31)=AI$+AJ$:RES(28)=AI$*AJ
$:RES(25)=AI$/AJ$:RES(22)=AI$**AJ$/100
45 X=28:K$=' ':STRIP 4:INK 0:AT 16,21:PRINT' % /
X + - ':GO TO 48
46 IF AI$>1E-4 AND AI$<1E7 THEN AI$=ABS(AI$): RES(
34)=AI$^'.5:RES(31)=AI$^2:RES(28)=SIN(RAD(AI$)):RES
(25)=COS(RAD(AI$)):RES(22)=TAN(RAD(AI$)):ELSE :CLS
#0:PRINT#0,'\ ERROR: INPUT RANGE FOR TRIG FUNCS
.001..TO..1000000':PAUSE 200:ARITH
47 X=28:K$=' ':STRIP 4:INK 0:AT 17,27:PRINT' ____':A
T 16,21:PRINT' TA CS SN SQ RT'
48 AT 0,14:PRINT' space bar

```

**49 REPEAT CALC**

```

50 STRIP 4:INK 7:AT 18,19:PRINT' <
?':INK 0
51 STRIP 0:AT 17,X-1:INK 7:PRINT' ':AT 1,1:PRINT
'F5'
52 IF CODE(K$)='200'THEN X=X+3:IF X>34 THEN X=22
53 STRIP 4:INK 7:AT 17,X-1:PRINT' = ':INK 0:AT 18,
21:PRINT' &RES(X)
54 IF CODE(K$)='192'THEN AK$=RES(X):AT 14,3:PRINT
SP$:STRIP 4:AT 14,17-LEN(AK$):PRINT AK$
55 IF CODE(K$)='209' AND AJ$="" THEN STRIP 0:INK 7
:AT 13,21:PRINT SP$:AT 13,22:PRINT AK$:AI$=AK$:AT
17,X-1:PRINT' ':GO TO 46
56 IF CODE(K$)='209'THEN STRIP 0:INK 7:AT 13,21:PR
INT SP$:AT 13,22:PRINT AK$:AI$=AK$:AT 17,X-1:PRINT
':GO TO 44
57 IF CODE(K$)='217'THEN STRIP 0:INK 7:AT 15,21:PR
INT SP$:AT 15,22:PRINT AK$:AJ$=AK$:AT 17,X-1:PRINT
':GO TO 44
58 IF CODE(K$)='208'THEN AI$=RES(X):STRIP 0:INK 7
:AT 13,21:PRINT SP$:AT 15,21:PRINT SP$:AT 15,22:PR
INT AJ$:AT 13,22:PRINT AI$:AT 17,X-1:PRINT' ':IF
AJ$="" THEN GO TO 46: ELSE :GO TO 44
59 IF CODE(K$)='216'THEN AJ$=RES(X):STRIP 0:INK 7
:AT 15,21:PRINT SP$:AT 15,22:PRINT AJ$:AT 17,X-1:P
RINT' ':GO TO 44
60 K$=INKEY$(-1):IF CODE (K$) = '27' THEN EXIT CAL
C
61 IF CODE(K$)='10'THEN AT 15,21:STRIP 0:INK 7:PR
INT SP$:AT 17,X-1:PRINT' ':GO TO 41
62 IF CODE(K$)>'44' AND CODE(K$)<'58' THEN STRIP
0:AT 17,X-1:PRINT' ':AT 13,21:PRINT SP$:INK 7:GO
TO 39
63 IF CODE(K$)='32'THEN AT 12,1:SCROLL-110,1:AT 0,
14:PRINT' space bar ':BLOCK 110,30
,25,155,0:tx=tx+1:IF tx MOD 2=1 THEN CSIZE 0,0:INK
0:BLOCK 320,95,60,10,4:AT 2,12:PRINT'Number to nu
merator....enter number.':AT 3,19:PRINT'to denomin
ator..press ENTER then number.':AT 4,19:PRINT' Rig
ht Arrow.....answers.....':AT 5,19:PRINT' Lef
t Arrow.....answer to memory.':AT 6,19:PRINT'Up A
rrow.....answer to numerator.':AT 7,19:PRINT'Do
wn Arrow.....answer to denominator.':AT 8,19:PRIN
T'ALT Up Arrow....memory to numerator.':AT 9,19:PR
INT'ALT Down Arrow..memory to denominator.':CSIZE
1,0

```

64  
65

## END REPEAT CALC SCRNS

```

66                               END DEFINE
67                               DEFINE PROCEDURE EXPAND
68 IF I1$="" OR I1$=ANS$ THEN CLS:AT 1,1:PRINT 'F4'
:AT 6,15:PRINT 'To Expand on a Conversion':AT 9,14
:PRINT 'Select Units from F1 F2 or F3':AT 10,15:PRINT
"then return to this screen.":CLS#0:AT#0,1,25:P
RINT#0,' ESC ':PAUSE:SCRNS
69 AT 1,1:PRINT ' ':IF pr MOD 2=1 THEN nm$='Conve
rsion ':U$=(I1$I2$):OXY$=CONV$/U$:T$='0':TB$=TAB$
:TB2$=TAB2$
70 IF pr MOD 2=0 THEN AT 13,21:PRINT SP$:AT 15,21:
PRINT SP$:nm$='Temperature':T$='32':TB$=CHR$(186)&
'F':TB2$=CHR$(186)&'C'
71 BF$='10':WF$='1':CLS#0:AT 12,15:PRINT 'F4':AT#0
,1,25:PRINT#0,' ESC':AT#0,2,18:PRINT#0,'(F to :C
) press F4':AT 13,34:PRINT TB$:AT 15,34:PRINT TB2
$:AT 18,14:PRINT '<=(x10)';nm$;'(x )>?'
72 AT 17,35:PRINT 'Increment. ':AT 18,37:INPUT WF$

```

73

## REPEAT CONVERT

```

74 IF pr MOD 2=1 THEN AT 13,22:PRINT U$+T$:AT 15,2
1:PRINT (OXY$(U$+T$))/XY$(X,Y) (1 TO 10)
75 IF pr MOD 2=0 THEN :AT 13,23:PRINT T$:CENT$=(T$
-32)*5/9:AT 15,23:PRINT CENT$(1 TO 6)
76 IF CODE(INKEY$(-1))='27' THEN EXIT CONVERT
77 IF KEYROW(1)=16 THEN T$=T$+BF$
78 IF KEYROW(1)= 2 THEN T$=T$-BF$
79 IF KEYROW(1)= 4 THEN T$=T$+WF$
80 IF KEYROW(1)=128 THEN T$=T$-WF$
81 IF KEYROW(0)=1 THEN pr=pr+1:EXPAND
82 AT 13,21:PRINT ' ':AT 15,21:PRINT

```

83 END REPEAT CONVERT  
84 SCRNS

```

85                               END DEFINE
86                               DEFINE PROCEDURE TABLES
87 ORU$=XY$(X,Y) (1 TO 12):IF I1$="" OR TAB$<>TAB2
$ THEN CLS:ELSE :CLS:GO TO 90
88 AT 1,1:PRINT 'ALT>':AT 5,14:PRINT "To Produce Equ
ivalent Tables:"
89 AT 1,1:PRINT 'ALT>':AT 9,2:PRINT 'Enter start va
lue for tables at any selected units
      in F1 F2 or F3,
      then return to this screen.':CLS#0:AT#0,1
,25:PRINT#0,' ESC ':PAUSE:SCRNS
90 CLS#0:AT#0,1,19:PRINT#0,'Press ENTER to quit':A
T 1,19:PRINT "Equivalent Tables.":AT 2,17:PRINT 'E
NTER Increment )':AT 2,34:INPUT vlu$:PRINT:PR
INT,'      Output to Screen or Printer ?' \\\
91 IF vlu$="" THEN SCRNS
92 IF INKEY$(-1)='P' THEN :OPEN#13,SER1:BAUD 9600:
PRINT#13,CHR$(27); '@':GO TO 94
93 BORDER 0:CLS:OPEN#13,con:INK#13,7
94 CLS#0:AT#0,1,26:PRINT#0,'ESC':AT#0,2,18:PRINT#0
,'To pause use CTRL F5'
95 u=X:U$=(I1$I2$):OXY$=CONV$/U$
96 FOR NU=0 TO vlu$*99 STEP vlu$
97   PRINT#13,,,XY$(49,Y) (14 TO 22)
98   PRINT#13,,,U$+NU!ORU$
99   FOR X=7 TO 49 STEP 7
100    PRINT#13,,, " =!!(OXY$(U$+NU))/(XY$(X,
Y) (1 TO 10))!XY$(X,Y) (11 TO 12)
101   END FOR X
102   IF CODE(INKEY$)='27':PRINT#13,CHR$(27); '@':;
CLOSE#13:CLS:GO TO 90
103 END FOR NU
104 IF CODE (INKEY$(-1))='27' THEN CLEAR:RUN
105                               END DEFINE
106                               DEFINE PROCEDURE CUSTOM
107 CLS:CLS#0:AT 1,1:PRINT 'ALT?':AT 6,17:PRINT 'Co
lour select by number':AT#0,1,18:PRINT#0,'Default
Colours..S/BAR':AT#0,2,21:PRINT#0,'alternative..?
'
108 FOR C=1 TO 8:BLOCK 37,6,C*44,100,C*11.4:AT 11,
2+C*5.5:PRINT C
109 BLOCK 196,37,129,138,2:BLOCK 188,33,133,140,0:
AT 14,17:PRINT 'Cursor colour      ?':AT 16,17:P
RINT 'Highlight colour      ?'
110 REPEAT CHK_C
111 CNUM$=INKEY$(-1):IF CODE(CNUM$)='32' THEN CNUM=
7:HNUM=4:SCRNS
112 IF CODE(CNUM$)='216' THEN CNUM=97:HNUM=2:SCRNS
113 IF CODE(CNUM$) '>'47' AND CODE(CNUM$) '<'58' THEN
BLOCK 37,6,270,144,CNUM$*11.4:ELSE :GO TO 111
114 HNUM$=INKEY$(-1):IF CODE(HNUM$) '>'47' AND CODE(H
NUM$) '<'58' THEN BLOCK 37,6,270,164,HNUM$*11.4:EXIT

```

```

CHK_C:ELSE :GO TO 114
115                               END REPEAT CHK_C
116 IF CNUM$=2 THEN CNUM$=.61
117 IF HNUM$=2 THEN HNUM$=.61
118 AT 18,28:PRINT 'if ok ENTER':IF INKEY$(-1)=CHR$
(10) THEN CNUM=CNUM$*11.4:HNUM=HNUM$*11.4:SCRNS:EL
SE :CLS:CUSTOM
119                               END DEFINE
120                               DEFINE PROCEDURE XYDATA
121 FOR Y=2 TO 10 STEP 4
122   FOR X=7 TO 49 STEP 7
123     READ a$:XY$(X,Y)=a$
124     BLOCK 37,4,X*7.5,Y*10,HNUM
125   END FOR X
126 END FOR Y
127 I1$="" :ANS$="0":X=7:Y=2:BLOCK 37,4,X*7.5,Y*10,
CNUM
128 AT 13,21:PRINT SP$:AT 15,21:PRINT SP$:AT 13,34
:PRINT ' ':AT 15,34:PRINT ' ':pr=3
129 REPEAT IT
130 BLOCK 7,10,76+20*Y,180,CNUM:I1$=INKEY$(-1)
131 IF CODE(I1$) '>'57' AND CODE(I1$) '<'192' OR CODE(I1$
) '<'46' THEN AT 15,21:PRINT SP$: GO TO 130
132 BLOCK 37,4,X*7.5,Y*10,HNUM
133 IF CODE(I1$)='200' THEN X=X+7:IF X>49 THEN X=49
134 IF CODE(I1$)='192' THEN X=X-7:IF X<7 THEN X=7
135 IF CODE(I1$)='208' THEN Y=Y-4:BLOCK 7,10,76+20*(
Y+4),180,0:IF Y<2 THEN Y=2
136 IF CODE(I1$)='216' THEN Y=Y+4:BLOCK 7,10,76+20*(
Y-4),180,0:IF Y>10 THEN Y=10
137 BLOCK 37,4,X*7.5,Y*10,CNUM
138 IF CODE(I1$)='232' THEN PAGE1
139 IF CODE(I1$)='236' THEN PAGE2
140 IF CODE(I1$)='240' THEN PAGE3
141 IF CODE(I1$)='244' THEN EXPAND
142 IF CODE(I1$)='248' THEN ARITH
143 IF CODE(I1$)='209' THEN TABLES
144 IF CODE(I1$)='217' THEN CUSTOM
145 IF CODE(I1$) '>'45' AND CODE(I1$) '<'58' THEN INIT=1
:AT 13,21:PRINT SP$:AT 13,32:PRINT "":AT 15,21:PRI
NT SP$:AT 13,22:PRINT I1$:I1$=I1$:AT 13,23:INPUT I2$
:CONV$=(I1$I2$)*XY$(X,Y) (1 TO 10):TAB$=XY$(X,Y) (11
TO 12):AT 13,34:PRINT TAB$:ROW=Y:IF LEN(I1$I2$)>1
0 OR (I1$I2$)>1E600 THEN CLS:AT 7,12:PRINT 'Input
restricted to 10 digits max '\\, ' or scientific no
tation: 1E600....max.':PAUSE 500:SCRNS
146 IF PAGE=1 OR PAGE=2 THEN IF Y<10 THEN ROW=Y
147 IF INIT=0 THEN GO TO 129
148 IF Y=ROW THEN AT 15,21:PRINT SP$:ANS$= CONV$/
(XY$(X,Y) (1 TO 10)):AT 15,21:PRINT ANS$:TAB2$=XY$(
X,Y) (11 TO 12):AT 15,34:PRINT TAB2$:INK 7

```

149

## END REPEAT IT

```

150                               END DEFINE
151 REMARK                               ** PAGE1 DATA **
152 DATA '63360 ML', '36 YD', '12
FT', '1 IN', '39370 KM', '39.37 MT',
.3937 CM Length
153 DATA '72913.239 NM', '72 FA', '7920
FL', '792 CH', '.03937 MM', '3.937E-5 MU',
3.937E-9 AN Length
154 DATA '27878400 SM', '43560 AC', '9
Y2', '1 F2', '10763870 K2', '107638.7 HC',
10.76387 M2 Area
155 REMARK                               ** PAGE2 DATA **
156 DATA '8E6 MG', '8 GL', '2
QT', '1 PT', '1.759750E6ML', '1.7597500 LT',
6.661448 AG Volume
157 DATA '1345.43300Y3', '49.83085 F3', '.0288373
I3', '8 GL', '1759.75 M3', '.00175975 CC',
.0520425 FO Volume
158 DATA '35840 TN', '224 ST', '16
LB', '1 OZ', '35273.9 MT', '35.2739 KG',
.0352739 GM Weight
159 REMARK                               ** PAGE3 DATA **
160 DATA '525600 YR', '1440 DY', '60
HR', '1 MN', '.0166666666SC', '1.666666E-5MS',
1.666666E-80S Time
161 DATA '17.60000 MH', '.0033333333FH', '12
FS', '1 IS', '10.936110 KH', '39370 KS',
39.370 MS Velocity
162 DATA '1.058489 Tf', '152.42236 Ti', '.000472539
Lf', '.0680457 Li', '1.000 At', '.000096784Km',
.00096784 Gc Pressure
163 STOP
199 REMARK                               ** line 200,BOOT prog (load
er screen) **
200 MODE 4:PAPER 0:CLS:BLOCK 340,75,50,55,96:CSIZE
1,0:AT 7,19:PRINT ' ABACON 1      ':AT 9,14:PRIN
T ' QL Convertor_Calculator ':CSIZE 0,0:AT 11,28
:PRINT ' author E.Bamber. ':MERGE mdv1_ABACON1:RUN

```

# MICRODRIVE

## THE PROGRAMS

**Author Language Program Name Price**  
**1. Giles Todd B DIY £5**  
**Assembler**

Feared in the March to June 1985 issues of *QL User*, this complete two-pass assembler will assemble all 68008 code and support the assembler directives DRG, END, EQU, DC and DS.

**2. Richard A+O Mini Monitor £3**  
**Cross**

Using approximately 3K of RAM, this handy utility will multi-task on your QL, leaving plenty of room for other programs. Commands include dumping registers, memory — and ASCII — machine code trace, register store, memory move, memory store — byte, word and long — and jumps. Featured in *QL User*, October 1985.

**3. A Didcock B Connect4 £1**

A SuperBasic version of the classic four-in-a-row game where counters drop down slots in the vertical board. First printed in *QL User*, September 1985.

**4. Shergold B Golf £2**  
**& Tose**

With up to 50 courses of varying difficulty, lakes, rivers, bunkers and trees, this is a fine golf simulation. You decide the power and direction of each stroke, striving for a birdie, eagle or even an albatross. Your scorecard may be saved. This program was printed in the May 1985 issue of *QL User*.

**5. Williams A+O Paladin £5**  
**& Holliday**

Written completely in machine code, this excellent *Space Invaders* game was the basis of our games programming series, started in April 1985.

**6. Richard M+B Sprite £2**  
**Cross Animation**

This contains two programs from the April 1985 issue. The first is a SuperBasic multi-coloured sprite designer. The second contains machine code routines to animate the sprites on the screen.

**7. Steve Deary B Pacman £1**

A well-written maze game from the March 1985 issue. Almost 20 screens of increasing difficulty, including an invisible maze, make it a very versatile rendition of the arcade favourite.

**8. Andy B Family Tree £3**  
**Carmichael**

Based on an article in the August 1985 issue, this is an Archive program and database for setting-up and displaying large family trees.

**9. James Lucy L Composer £3**

Completed in *QL User*, October 1985 this QLiberated program will allow you to compose, play and amend your own melodies. The program will handle sharps, vary tempo, and even specify staccato and legato playing styles.

**10. Matthew B Miners £2**  
**Capp**

This interesting simulation, printed in the August 1985 issue, puts you in the role of the NCB, buying and selling coal and mines, hiring and firing miners, and raising or decreasing wages to match economic forces. The object is to be profitable but inexperienced players will find it difficult even to remain solvent.

**11. P J Smith B DIY £1**  
**Adventure**

From the February 1985 issue, this skeleton program requires you to slot in the details to create your own adventure programs.

**12. R Green B Othello £1**

This classic board game, printed in *QL User*, August 1985, can be played by one or two players. The display uses a 3D representation of the board. Average response time by the computer opponent is about 15 seconds.

**13. S J Ackers S Touch Type £4**

This program consists of a 13-lesson course for typing-in letters, words and phrases, a 700-word vocabulary, an interactive keyboard display and a fingering chart in as more than 30K of code. Scores are displayed based on the time and accuracy of typing. A reduced version of the program was printed in the August 1985 issue.

**14. Rob A+O Fcopy £4**  
**Sherratt**

The first part of this program was printed in the March 1986 issue of *QL World*. The program is an ultra-fast, general-purpose file spooler.

**15. Alan Prior B World Map £2**

From the March 1986 issue, this program will draw a full-screen, multi-coloured map of the world for geography buffs.

**16. J M Dower B Mushyman £2**

Printed in the June and July 1986 issues, this provides speedy SuperBasic arcade action as you munch your way round the screen.

**17. Tony Quinn S CAD QL £4**

CAD design programs are particularly suited to the QL. This version from the September 1986 issue includes features such as rubber-banding and a user-definable symbol library.

**18. Stuart M+B Attack of the £3**  
**Campbell Things**

Typical science fiction horror arcade action as yet more nasties descend on harmless QL owners. Featured in the October 1986 issue of *QL World*.

**19. Karl Jeffery M+B Starport £3**  
**2001**

Fast machine code action in this November 1986 version of the *Galaxians* arcade game.

**20. Marcus S QL Go £4**  
**Jeffery**

The oriental game of Go is so complex that even mainframe programs are easily beaten by novice players. To the best of our knowledge, this 15x15 version from the April and May 1986 issues is the only one available for the QL.

**21. J P Hartley B Britain £2**

Another program for geography buffs from the November 1986 issue of *QL World*. This is a round-Britain geography quiz.

**22. KBG B Darts £2**  
**Judson**

Program of the Month from December 1986. This popular pub pastime requires good hand and eye co-ordination to stop a moving cursor on the on-screen board.



# EXCHANGE

READY TO RUN SOFTWARE

<b>KEY</b>	<b>B</b> = SuperBasic	<b>A+B+O</b> = Assembler and Object Code	<b>A+B+O</b> = Assembler and Basic Loader and Object Code
	<b>A+O</b> = Assembler and Object Code	<b>S</b> = Supercharged	<b>S</b> = Supercharged
	<b>M+B</b> = Machine Code and Basic Loader	<b>L</b> = QLiberate	<b>L</b> = QLiberate

**23. Neil Taylor S Window Designer £2**

This useful routine from the February, 1987 issue allows you to design your SuperBasic windows using the cursor keys. It creates a one-line procedure which, when merged into your program, will re-create that window.

**24. JF S Design 3D £4 Tydeman**

Published in the March and April 1987 issues, this program will allow you to produce 3D screen designs with the minimum of fuss and aggravation.

**25. D Carmona B Stellaris £4**

Program of the Month from June 1987. This is an extensive real-time space adventure game against the computer, including economic simulations, lunar landing and superb graphics.

**26. Robert A+B+O Video Effects Box1 £3 Noble**

These machine code SuperBasic extensions allow you to manipulate your screens, save and recall them from memory and clear them in interesting ways. Program of the Month for July 1987.

**27. H R Pendry B Pontoon £3**

A graphic version of the classic card game. You play against the computer. Features include changing banker on royal pontoons, accurate betting, five card tricks and so on. Printed in the July 1987 issue of *QL World*.

**28. Kenneth B Picture Puzzle £2 Cameron**

This short but interesting program from the July 1987 issue sets up an 8 x 8 sliding block puzzle with on-screen graphics. You can select sliding numbers or load your own picture to solve.

**29. Peter B Bridge £4 Etheridge**

An excellent version of this popular card game. Features include accurate computer bidding, automatic or manual play, replay hands, correct scoring, save and load positions and much more. Essential for card enthusiasts.

**30. Charles B Psycho £4 Gerrard**

Based on an article in the July 1987 issue, this is an excellent version of the famous *Eliza* program. The cartridge contains a script design program, a pre-prepared script containing more than 50 keywords and an application program. Though written in SuperBasic, complex list processing makes this version extremely fast.

**31. B Otridge Crossword £5**

Sold originally as a commercial program, this is the perfect aid for crossword fanatics. The program provides access by word length to a dictionary of about 12,500 words, to help solve those elusive crossword clues. Note: This program requires two Microdrive cartridges.

**32. Phillip B Advent2 £4 Sproston**

SuperBasic arcade adventure with a humorous slant. A variety of rooms, robots and problems will keep you on your toes. Full instructions included.

**33. Leslie B Clock £3 Fahidy**

This is a complete version of the clock program, described in the June and July 1987 issues of our QL Education series. An on-screen clock can be used to set or read the time.

**34. E. Bamber QL Con- version/ Calculator £2**

Comprising weights and measures units conventions and reverse Polish calculation, this excellent utility will convert almost anything to anything. Completely menu-driven, it is very easy to use.

**35. John B Qwhist £3 Wakefield**

Our August 1987 Program of the Month. It is an excellent implementation of the classic card game, Whist. Designed for one player (south) who partners a computer hand (north) against the computerised east and west opponents.

**36. Stanley B Mail Merge £1 Sykes**

This cartridge contains very handy utilities providing a mail merge and labeller for Quill files. The cartridge includes a simple demonstration.

**37. P.G. Ives B The Double £4**

A large strategy game in which you manage a football team through the four league divisions. The program features buying and selling, team line-up, morale, and so on, through the full league and F.A. Cup season. The cartridge includes full instructions Quill document showing how to play the game.

**38. Leslie B Education £2 Fahidy**

As part of our series of educational programs, this is designed to help teach the solution of simple linear equations. It is aimed specifically at the 11-plus age range.

**39. JF Tydeman S Design 3D £4**

Featured in the March, 1987 issue, this extensive program includes a large suite of graphics and filing utilities for the production of 2D and 3D graphics. It is supplied complete with instructions in the form of a Quill document.

**40. Santiago B Roulette £3 Rubio**

Our September, 1987 Program of the Month, this is an excellent Spanish/English version of the traditional gambling game. It also includes the Leigh Pattern, a system to break the bank.

**41. Leslie Fahidy B Money £2**

Continuing with our series of educational programs, this one sends you on a shopping expedition, calculating prices from shopping lists and trying to determine what coins you will receive as change.

**42. Neil Davidson A+B+OLife £2**

A machine code version of the classic simulation of a colony of living cells which survive, reproduce or die according to mathematical rules. Quill instructions included.

See over page for order form.



# MICRODRIVE EXCHANGE

C O N T I N U E D

## THE ALL-NEW MICRODRIVE EXCHANGE

Microdrive Exchange has always been a popular feature of *Sinclair QL World* and, in our constant efforts to improve the magazine, we are expanding the Exchange to bring you even more quality programs at budget prices.

To achieve those results we have altered the format of the Exchange. Rather than calculating the number of sectors required by each program and sending the appropriate number of cartridges, we have now made it a one-program, one-cartridge system. So if you would like, say, four programs, then, regardless of length, you will need four cartridges.

There are a number of advantages to the system. First, the service will be much faster, because programs can be copied in advance. Second, rather than having to ensure having the article for documentation, we will be able to supply Quill documents on the Microdrive, if needed, for future programs.

Finally, for all new programs on the Exchange, rather than just receiving the machine code version, the Supercharged version or whatever, we will be able to supply assembly listings, hex loaders and original SuperBasic versions on the same cartridge, so that you can look at and amend programs.

Naturally, this service will require the transfer of more than the usual number of Microdrives but bear in mind that the number of Microdrives you send will be returned with the software, so for short programs you can squeeze them all on to a single Microdrive. We have reduced the price of Microdrives to £2 per cartridge.

With the new system, we have started to include programs which have not necessarily been featured in the magazine, either because they were too long or because we already had too many listings. Consequently we are now looking for quality programs of any length to feature in Microdrive Exchange. If you have any programs which you feel are good enough, please send them for review. The address and details for program submission is given in *The Progs*.

**43. Alan S Qsquidge £2**  
Glassbrook  
Ian Swinton

An arcade hunt through an 8x8 grid expandable series of rooms for the necessary nine parts of Squidge's rocket. October, 1987 Program of the Month.

**44. David Marsh B Compress £2**

Compress is a utility to compress SuperBasic program files into a more compact form without losing the structure of the program. That uses less storage space and means slightly faster loading.

**45. Ronnie M+B SuperBreak- £2**  
Davidson out

A fast machine code version of the classic wall game where, using a bat and ball, you must try to break through the wall of bricks. Special features include optional double bats and/or balls.

**46. Norman Marks B Navigator £2**

To calculate the distance and direction for travel between longitude and latitude positions on the Earth. The program includes an expandable list of cities on points can be input manually. The calculation formulae can be seen from within the program.

**47. Richard B 3D Maze £2**  
Clements

Chase round the generated maze, shown in three dimensions, searching for the key to the next level before going through the exit. Extra points can be gained by passing over Point Squares but do not be carried away because it is all against the clock.

## BACK ISSUE/REPRINT ORDER FORM

Name \_\_\_\_\_ Address \_\_\_\_\_

Issue required \_\_\_\_\_ Reprint required \_\_\_\_\_

Mike McKenzie on (089) 293  
4783  
£2.75 overseas  
Address:  
PO Box 74  
Tonbridge  
TN12 6DW

## ORDER FORM

No. of programs required \_\_\_\_\_  
No. of drives required \_\_\_\_\_  
No. of drives sent \_\_\_\_\_  
Total cost of programs £ \_\_\_\_\_  
Drive cost (£2 each) £ \_\_\_\_\_  
Sub-total £ \_\_\_\_\_  
Postage & packing £ 0.75  
Program 'ID' Numbers \_\_\_\_\_

+ 15% VAT £ \_\_\_\_\_  
GRAND TOTAL £ \_\_\_\_\_  
- 10% DISCOUNT FOR QL  
GOLD CARD HOLDER £ \_\_\_\_\_  
TOTAL TO BE SENT £ \_\_\_\_\_

QL GOLD CARD NUMBER (IF ANY)

Name \_\_\_\_\_

Address \_\_\_\_\_

Please copy on to Microdrive the programs above which I have indicated by their 'ID' numbers. I enclose a cheque/PO to the value of £..... made payable to *Sinclair QL World*. I understand that *Sinclair QL World* undertakes to supply only these programs - copied on to Microdrive - and accepts no liability for their operation as defined by the author. Neither can *Sinclair QL World* supply additional information about any of the programs other than that originally printed or supplied. Any article reprints must be ordered and paid for separately at £2 each inclusive of post and packing - £3 overseas.

# SINCLAIR

## HARDWARE

**ABC Electronic**  
010 49 521 8980881

**Astracom**  
0792 473697

**Care Electronics**  
0923 67102

**Chromagraphics**  
04012 4699

**Compware**  
0270 582301

**C.S.T.**  
0438 352150

**Cumana Ltd**  
0483 50

**Data Distributors Ltd**  
0990 28921

**Datalink**  
031 554 6040

**Digital Precision**  
01 527 5493  
*Disks, interfaces, drives, keyboards, RAM expansions.*

**Tony Firshman Services**  
01 724 9053

**Micro Peripherals Ltd**  
0256 473232

**Microworld**  
0293 545630

**Miracle Systems**  
0272 603871

**Opus Supplies Ltd**  
Reahill 65080

**PCML Ltd**  
0372 67282

**Penman Products Ltd**  
0903 209081

**Sandy (U.K.) P.L.P.**  
0234 219814

**Silicon Express**  
0533 374917

**Slave Software**  
050 846 8866

**Strong Computer systems**  
0267 231 246

**T.K. Computerware**  
0303 812052

**Tandata**  
06845 68421

**Technology Research Ltd**  
0784 63547

**Transform Ltd**  
089 283 4783

**Q.L. World Readers Offers**  
01 834 1717

**Breakthrough Software**  
0763 454

**Business Software**  
01-863 1861

**D.S. Enterprises**  
01 671 0209

**Digitrix**  
0326 40529

**Digital Precision**  
01 527 5493  
*Turbo Basic compiler, desktop publisher, Editor, Eye-Q graphics, Sprite generator, Super Joam, Better basic, Professional and super Astrologer, Media Manager, Superchange, Blocklands, Droidzone, Arcadia, Reversi, Backgammon, Master Bridge Tutor, CPM emulator.*

**G.S.T. Computer Systems**  
0954 81991

**Hisoft**  
0582 696421

**Intek Software**  
01 500 8534

**Key Software**  
0703 695182

**Metacomco**  
0272 428781

**Microdeal**  
0726 68020

**Position Computing**  
0554 759624

**Psientific Software**  
0482 649187

**Psion**  
723 9408

**Pyramide**  
01-349 2764

**P.D.Q.L.**  
021 233 3042  
*General business and Archive Utilities and applications*

**Quantum Computing**  
201 328 8846

**QCODE**  
0235 28359

**Q Flash**  
Hamburg 651 2742

**Sector S/W**  
0772 454328  
*QL and 288 software and hardware*

**SD Microsystems**  
0462 675106  
*Our range of low cost business and practical programmes includes small traders pack.*

**Smiling Software**  
061 427 5245

**Talent Computer Systems**  
041 552 2118

**TDI Software**  
0272 742 796

**TK Computer Systems**  
093 924 621

**WD Software**  
0534 81392

**Q.L. World Reader Offers**  
01 834 1717

## SOFTWARE

**Athene Consultants**  
0329 282083

**Adder Publishing Ltd**  
0223 277050

## DS ENTERPRISES

**DATTAL** A single disk drive system  
all inclusive at **£125**  
Including comprehensive tool kit, 80 track single sided  
drive, interface and power supply.

A dual 3½" drive (NEC) ..... **£217.50**  
Plus CST Interface ..... **£285.95**  
Plus Trump Card ..... **£400.00**  
Single 3½" Drive ..... **£125.00**  
Miracle System 512K Expander RAM ..... **£95**  
Including RAM Disk ..... **£99.95**  
Trump Card ..... **£189.95**

**Software**

GST Macro Assembler ..... **£29.95**  
Q RAM ..... **£27.50**  
Turbo (DP) ..... **£89.95**  
Professional Astrologer (DP) ..... **£59.95**  
Supermedia Manager (DP) ..... **£34.95**  
Cash Trader ..... **£39.95**  
Sign Designer (QL World recommended) ..... **£18.95**  
RAM Disk (world's fastest) ..... **£9.95**  
Multitask (true multitasking of Psion suit) ..... **£8.95**  
Computer One Monitor ..... **£14.95**  
Graphics Tool Kit (Hallmark) ..... **£11.95**  
Qkick (Hallmark) ..... **£11.95**  
Tool Box 2 (Hallmark) ..... **£11.95**  
Set of 7 Hutchinson books ..... **£14.95 or £2.95 each**  
QL Service Manual ..... **£19.50**  
Membrane ..... **£5.95**

**180 BARNSELY ROAD · WATH-UPON-DEARNE**  
**NEAR ROTHERHAM · SOUTH YORKS**  
**Telephone: 01-671 0209**

## THE MOST COMPREHENSIVE RESOURCE FOR THE SINCLAIR QL. GET YOUR COPY TODAY!!

More and more QL owners are discovering the excellent new book by Mike de Sosa — **TAKING THE QUANTUM LEAP: The Last Word On The Sinclair QL.**

This 280 page book is chock full of useful programs and original programming examples. Chapters on using the bundled software and a look at the latest hardware and software releases. Written for both the novice and more advanced users. Priced less than most software packages and nearly two pounds of information!!  
£17.50 + \$3 post. (Europe). \$26 ppd. (USA).

Exclusively available from:

### TIME DESIGNS

29772 Hult Road, Colton, Oregon, 97017, USA. Telephone (503) 824-2658.

VISA and MASTERCARD accepted.  
For a sample QL and Spectrum magazine, send £3.

## OKOLOKO ENGINEERING SOFTWARE

8380 GLENDALE DRIVE, YPSILANTI, MICHIGAN 48198 U.S.A. Tel: (313) 485-1926

At last the engineering software for "FRAME", "TRUSS", and "GRID" analyses are here to put the QL computer, ZX 48K Spectrum, and the TIMEX/SINCLAIR TS 2068 computers to work for the Consulting Engineering Design Firm, the Civil/Structural Engineer, the Mechanical Engineer and the Engineering Student. Each software comes with excellent Documentation and three versions (TS 2068 and ZX 48K Spectrum only) for use with a 32 column printer, a standard 80 column printer, and a screen monitor. The QL software contains one version for use with a standard 80 column printer or a screen monitor.

		TS 2068/ 48K Spectrum	QL
1. "FRAME" + Manual	\$75.00	\$120.00	(W/GRAPHICS)
1. "TRUSS" + Manual	70.00	110.00	(W/GRAPHICS)
3. "GRID" + Manual	70.00	100.00	
4. "SPREAD FOOTING DESIGN"	70.00	100.00	
5. "REINING WALL DESIGN"	100.00		
For even greater savings,			
6. COMB 1+2+3	180.00	260.00	
7. COMB 1+2 or 1+3	120.00	200.00	

All orders by M.o. and Overseas orders by international MONEY ORDER only. All shipping done within 48 hours. Add \$3.00 for shipping and Handling.

**DEALERS' INQUIRIES INVITED!!!**

# MICRO ADS

## TAXAN/KAGA AND CANON PRINTER OWNERS

(TAXAN KP810, KP910 and CANON PW1080A, PW1156A)

IF YOU WOULD LIKE THE HIGHEST QUALITY  
PRINTER OUTPUT, THEN WRITE OR PHONE FOR  
A (FREE) 7 PAGE DEMONSTRATION OF  
"CuePrint" with "Printer Toolkit"  
**MUST BE SEEN TO BE BELIEVED!**

D. A. BURRIDGE, 23 CROMWELL AVENUE, HAMMERSMITH,  
LONDON W6 9LA. TEL. 01 748 3437

FOR A PERMANENT SOLUTION TO POWER CUTS  
AND MAINS INTERFERENCE FIT AN  
UNINTERRUPTABLE BATTERY BACKUP TO THE QL  
BACKUP INCORPORATES FLOAT CHARGED BATTERIES PER-  
MANENTLY CONNECTED TO PRESERVE DATA IN THE QL PROCES-  
SOR, MICRODRIVES AND RAM DURING MAINS INTERFERENCE.  
SUPPLIES THE QL DURING POWER CUTS FOR UP TO AN HOUR. NO  
SOLDERING OR OPENING UP NECESSARY AND REGULATOR  
REDUCES QL OVERHEATING

£54 inc.

to FREQUENCY PRECISION LTD  
Hillsview, Aller Rd, Dolton, Devon EX19 8QP.  
Tel. 0805 4381

Format conversion between QL Microdrive, PC/MS-DOS and CPM disc formats. Conversion price £5 for one, reducing depending upon number. Telephone for details Peter F. Mansell Ltd. 09946-370.

### QL SMALL TRADERS PACK

New, enhanced QUICK-LOADING version 2! Accounts, Stock Control, Mailing List, Label Printer, Phone File, mini-calc plus utilities. "Simple to use, a good deal for the money." (QL WORLD) \*Fully menu-driven & Epson-compatible\* Supplied on two mdvs for only £24.95! (£10 update) QL INVOICER - prints smart invoices & statements on plain paper. Only £14.95 (£9.95 with Pack) QL BANK ACCOUNT £9.95 QL FILOFAX (4 pages) £9.95 Send SAE for full details:

SD MICROSYSTEMS,  
(DEPT QL) P.O. BOX 24  
HITCHIN HERTS UK.

### FOR SALE

QL Computer	£1000.00
QL Microvitec Cub Monitor	£150.00
MicroPeripherals 3.5" Disc Drives 1&2	£195.00
Tandis Communications (3 units)	£100.00
Brother HR-5 Printer	£ 45.00
Assortment of books, games, utilities	£ 50.00
<b>Total</b>	<b>£2640.00 O.N.O.</b>

All in excellent condition, original boxes and packaging available. For further information, please contact.

Jeff Ellis 49 Wham Bar Drive, Heywood,  
Rochdale, OL10 4PZ.  
Tel: (0706) 622135 Evenings

**SUPERTRACE** Watch Basic in action plus single step mode "Indispensable" "The most reasonably priced tool released" see August 87 QL World On MDV £5 including p&p. Stack Software, Great Wolford, Shipston on Stour, Warwickshire. CV36 5NQ. Tel: 0608 74369.

## \*\*\* SOCCER CHIEF + ANDROMEDA \*\*\* Buy Soccer Chief and get Andromeda FREE

**SOCCER CHIEF** — a comprehensive football management game. League + FA Cup, player/team ratings etc.

**ANDROMEDA** — graphic space adventure where you must battle and trade throughout the galaxy in a quest for the Golden Orb.

On microdrive for only £12 including p&p — overseas add £1

M McQuoid, PO Box, 189, COVENTRY, CV6 3HL

We interrupt this magazine to announce "Mind Food and Smart Pills." How to boost brainpower cheaply, safely. Sources. Full details in lists: Longevity Books, 128 Westowan, Porthtowan, Truro, Cornwall TR4 8AX.

FOR SALE 128K JM QL, MCC BCPL & PASCAL, Talent GRAPHIQL & Assembler workbench, Computer one forth & Assembler, Chess, Pawn Adventure. Asking £325. Contact Steve 05645 - 4204 anytime.

## ESCAPE Software

### ★★★★ Special Introductory Offers ★★★★★

**QL Education Pack:** The three best educational programs for the QL! QL Spelling Tutor, QL Maths Tutor and QL Revisor. .... Only **£37.95**

**QL Spelling Tutor:** A unique program for teaching spelling. Use built in vocabulary (3500 + words) or your own word lists. Includes Anagram, Hangman and Word Search. .... **£14.95**

**QL Maths Tutor:** Teaches basic Arithmetical, Geometrical and Logical concepts. Includes Nim and Hi-Lo games ..... **£14.95**

**QL Revisor (Digitrix):** Create your own multiple choice tests!! "Justifiably described . . . as an indispensable educational aid" QL World Feb 1987. .... **£14.50**

Also Available:

Front Page Extra	£37.95	Q-Liberator	£59.95
Front Page	£22.45	Sehon keyboard	£54.95
QRAM (QJump)	£29.90	Centronics i/f (Miracle)	£19.50
Q-Load + Q-Ref	£9.95	Trump Card (Miracle)	£199.00
Modern (Miracle)	£49.00		
Expanderam (512K)	£99.00		

QL Spelling Tutor and QL Maths Tutor were compiled with Q-Liberator  
Send cheques or P.O.'s to:

ESCAPE Software (Dept. QLW)  
2 Henley Road, Ilford, Essex IG1 2TT. Tel: 01-478 8281  
Overseas orders add £1

## PROBLEMS WITH YOUR QL!

FOR FAST, RELIABLE AND PROFESSIONAL  
REPAIRS AT COMPETITIVE PRICES

CONTACT: -

## PM ENGINEERING

UNIT 8, NEW ROAD, ST IVES,  
CAMBRIDGESHIRE. PE17-4BG

ST IVES (0480)61384

**QL JOYSTICK - £7.99** - Plugs directly into CTRL 1/2. 2 Firing Buttons. "Probably the best I have seen" QL World 2/87.

**QL HOUSEWIFE - £5.99** - "A general planner for shopping and meal control...interesting and useful" QL World 2/87

**INVESTMENT MONITOR - £19.99** - The ideal method for controlling all your investments.

For further details send S.A.E. for DJW News

Order direct from: DJW Software (QLW7), 11 Pound Close,  
Bramley, Hants. RG26 5BL. or 'phone (0256) 8810701. Overseas orders please add £2.



**MZ512K for the QL.** Brand-new, one-half megabyte, RAM board for the Sinclair QL. Features: low power, zero wait-state operation; surge-suppresses QL power supply; plugs into expansion port; fully throughported; cover for interfaces; fits inside QL; 5-year warranty; 30-day money-back guarantee. £90.00 to: **Matthew Zenkar**, POB 12534, Rochester, NY 14612-0534. Price includes shipping via insured air mail. Phone 716-663-2048. Sorry, no C.O.D. orders accepted. Cheques take extra time to clear. VISA/MC accepted. Allow 8-10 weeks for delivery. Offer not valid in the United States and Canada (Write for details).

## TECHNICAL SALES SUPPORT

Fast expanding North Herts company requires person with experience of QL systems and enthusiasm to provide customer support and technical back up.

Please send latest C.V. to:

**C.V.O. ELECTRONICS**  
24 Green Street,  
Stevenage,  
SG1 3DF.

# MICRO ADS

## COPE ANNOUNCES THE END OF THE ICE AGE!

QATS Version 3 is the front-end system with more facilities and more scope for expansion. Powerful enough to control the largest QL's but compact enough to operate in an unexpanded QL. (QATS + 16K EPROM leaves 40K for the user.) QATS grows with you as your QL and program library grow, and when you move up to a larger machine you won't have to change your operating methods. QATS runs all EXEC-able and SUPERBASIC jobs.

QATS is menu-driven for speed and simplicity. Every menu is its own help screen and can be tailored by the user. See our reviews in SQLW Nov and Dec 1986. And August 1987.

QATS Version 3: £25.00; Output Control: £20.00; 16K EPROM: £15.00; 32K EPROM: £20.00. These prices include postage and media — MDV, 3.5 or 5.25 (state which).

Send for details. Available from dealers and on 21 day approval (only from COPE) £5 off (QATS + Compware's SWOPPER).

COPE, 3 Langham Mansions, Earls Court Square, London, SW5 9UH

**LISP INTERPRETER** expandible and fast only £12 (35MD) incl. p&p. Write for details or send cheque to Wilfred Soeker, Postfach 800711, 6230 Frankfurt 80, West Germany.

**PROLOG INTERPRETER**, almost ready, £50 approx. Please send for details to: M. Gardner, 56 Old Tiverton Road, Exeter, EX4 6NG.

QL Sales order processing, including full management information facilities, automatic ordering, numbering & data stamping, comprehensive and extensive security system, stock control, customer and supplier handling facilities, invoicing, goods received, contracts, £45 (with manual on disk), £55 (with A4 manual).  
**Charringtons, 99 Arnes St, Norwich, Norfolk, NR2 4EA. Tel: Norwich (0603) 622841**



## QL GAMES

ALL PROGRAMMES FULL MACHINE LANGUAGE

NOW JUST **£9.95 EACH**

**FLIGHT SIMULATOR** - Full feature flight simulator of a light aircraft.  
**LANDS OF HAVOC** - 2000 Screen arcade adventure described as the first mega game for QL.  
**CRAZY PAINTER** - Zany slapstick for painting the floor.  
**HOPPER** - Frogger style game for the QL.

**AQUANAUT 471** - Graphic adventure with over 100 screens.  
**THE KING** - Just like Donkey Kong.  
**STONE RAIDER II** - Dig your way through screen after screen of boulders and treasures.  
**CUTHBERTS IN SPACE** - Real time space shoot 'em up for the QL.

POST & PACKING  
£1 PER ORDER



ORDER — By Phone - 0726 68020  
By Post - Box 68, St Austell, Cornwall PL23 1ET

## QL MICRODRIVE DISECTOR

Read write and edit your sectors or complete files. Format with password, multi-reset options, Displays in ASCII, Readouts in decimal and hex, and more.

## QL SCREEN SNAPSHOT

Stops almost all software running in either RPA or TPA areas and saves out screen to mdv or disc. Both programs on one cartridge.

Send £12.00 to: **Charles Crisp, 21 Waskerley Road Barmston, Washington. Tyne & Wear NE38 8EW.**



FABRIC RIBBON CASSETTE RE-INKING  
Price £2 per ribbon

Post used cassette(s) with payment to: ALLADINK (Dept QL10), 4 Hurler Crescent, Eymouth, Berwickshire, TD14 5AP  
Tel: 08907 50965

curry  
computer

Your Complete Sinclair Stockist

Hardware, Software, Peripherals,  
Printers, Books, Magazines, Accessories  
P.O. Box 5607 • Glendale, AZ 85312-5607 U.S.A.  
1-602-978-2902 • Telex (via WUI): 6501267701  
DEALER INQUIRIES WELCOME

## QL TURBOQUILL +

QL Turboquill described as 'absolutely essential' by QLWorld now has a new even faster version, QL Turboquill+ for expanded memory QL's only. TQ+ drastically improves screen handling by over 100%, this plus the added features of a glossary (keydefine) and capslock indicator turns quill into a slick, fast, professional word processor.

QL Turboquill+ £13.50 inc. VAT. PP  
QL Turboquill £11.50  
Taskmaster £25.00  
Spellbound £29.95  
QL Turboquill+ and Spellbound £41.50  
QL Turboquill+ and Taskmaster £37.00  
Please state required on MDV or 3.5 disk. Also your quill version (ie 2.3 or 2.35)

## 3.5 DISKS ONLY

Prices include VAT, postage labels

Quantity	DS/DD	SS/DD
10	11.50	10.95
30	32.00	31.40
50	52.90	49.90
100	100.05	94.30

Call for the lowest priced quality 3.5 Disks in the UK. Lifetime guarantee.

Plus a 14 day money back guarantee. Express same day dispatch 1/10 disks storage box (10 disks) £1.50 inc.

Cheque/PO to: Athene Consultants, 32 Holly Grove, Fareham Hants PO16 7UP.  
Tel: 0329 282083.

## CARET COMPUTERS

DISK 3.5" DS/DD	10 for £18.50 or 20 for £35
M DRIVES CART (new)	10 for £17.50 or 20 for £30
MIRACLE TRUMP CARD	£199.00 (768K RAM)
MIRACLE EXPANDARAM	£99.00 (512K RAM)
MIRACLE MODEM	£49.00
MIRACLE PRINTER INTERFACE	£18.50
INTERNAL MEMORY	£99.00 (512K) fitted £125
QL SERVICE MANUALS	£22.00
INTERNAL CLOCKS	£21.50 (e-z fitting no mess)
SCHON KEYBOARDS	£57.00

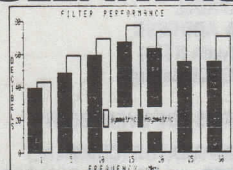

  

SOFTWARE	BOOKS
TURBO (inc toolkit)	QL MACRO ASSEMBLER
THE EDITOR	QL ED/ASM (COLIN OPPIE)
(SPECIAL EDITION)	CARTRIDGE DOCTOR (ADDER)
QL LIBERATOR (v3.1)	QL PROJECT PLANNER
QL ED/ASM (ADDER)	CASH TRADER
QL ASSEMBLER (GST)	BASIC ALLY (TALENT)
QL MONITOR (Jump)	CAD PACK
QL HOME FINANCE	ZKUL
PSION SUITE 2.3	LOST PHAROAH
QDRAW	MATCH POINT
JUNGLE EDDIE	QL CLASSIC ADVENTURES
3D SLIME	QL BRIDGE
STRIP POKER	
QL REVERSI	QL ADVANCE USER GUIDE (ADDER)
QL CAVERNS	QL ASSEMBLY PROGRAMMING (COLIN OPPIE)
SUPER MEDIA MANAGER	ASSORT HUTCH BOOKS
EYE-Q	

CARET COMPUTERS 22 Cavendish Rd., London NW6 7XP  
Tel Daytime 01-267 9610 (ask for Mike Weaver)  
Evenings 01-459 2267 (19.30 till 21.30)  
PRESTEL MBX 014592267 VISA/ACCESS CHEQUES POSTAL ORDERS

## Tony Firshman Services

### COMPUTER CLEANERS



Many computer systems, disc drives, printers, modems, telex machines, Hi-Fi and CD systems are sensitive to 'dirty' power supplies. Voltage spikes or electromagnetic (RF) interference sent down power supplies when neighbouring equipment is switched or lightning strikes can crash or damage systems and corrupt data. We manufacture three products designed to overcome this problem - two adaptors (5a fuses) with one and three 3-pin sockets respectively and a 4-way socket (13a) with trailing lead (similar filtering circuitry). They can also reduce mains borne noise between computers and cordless phones/FM intercoms.

#### SPECIFICATION

- Capacitive Delta filter to BS 2135. L/N capacity boosted to over 430n with a discharge resistor to prevent shocks.
- Inductive EMI RF chokes rated to 130MHz used in series. Clipped voltage spikes smoothed.
- Spike suppressors (VDR) Three fitted (L/N, L/E, N/E) to short voltages above 630v. (peak current 1200a, 130 joules dissipation. Response time < 10Ns) (only 1 in 1-way).

All circuits are in standard square pin devices and are plug in - NO WIRING REQUIRED.

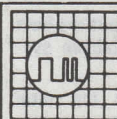
1-way adaptor	£14
3-way adaptor	£18
4-way trailing socket	£24



"The cleaner has been in operation for a month with my QL and I am glad to report that locking up problems appear to be a thing of the past. Many thanks for your help, efficiency and, above all, for producing such an effective device" - M Daghli, New Zealand.

Supplier to the DHSS, MOD, Universities, Schools, Hospitals and Police Authorities

12 Bouverie Place, London W2 1RB. Tel: 01-724 9053  
Telex: 265451 MONREF G (quoting BT Gold 72: MAG90645)



## QL REPAIRS

ANY FAULT £27.95 INCLUSIVE OF P&P, VAT INSURANCE AND 3 MONTHS GUARANTEE. FOR REPAIRS ON OTHER MICROS PHONE FOR DETAILS.

SUREDATA

Telephone: 01-902 5218

UNIT 6, STANLEY HOUSE  
STANLEY AVENUE, WEMBLEY  
MIDD. HA0 4JBO

You can advertise your own business in QL World for as little as £15 inc VAT for a minimum of 30 words. Send details along with your name, address and telephone number to Classified, Sinclair QL World, Greencoat House, Francis Street, London SW1P 1DG or ring Carol Staniland 01-834 1717.

# SMILING MICE

## THE COMPATIBLE MOUSE SYSTEM

### £35 TO £50



**THE MOUSE**  
 USING THE HIGH QUALITY ATARI 512 MOUSE AND A TINY MINI-INTERFACE THAT JUST PLUGS INTO THE ROM PORT ON THE BACK OF YOUR PC, WE ARE NOW ABLE TO BRING YOU QUALITY MOUSE CONTROL AT A PRICE YOU NEVER THOUGHT POSSIBLE. BUT THAT'S NOT ALL - EACH MOUSE COMES COMPLETE WITH ONE OF THREE FANTASTIC SOFTWARE PACKAGES.

**THE TOOLKIT I**  
 THREE TOOLKITS CONTAIN ALL YOU NEED TO GET THE MOST OUT OF YOUR MOUSE. USING THESE TOOLS YOU CAN CONTROL THE MOUSE USING THE POINT AND CLICK METHOD. YOU CAN ALSO CONTROL THE MOUSE USING THE POINT AND DRAG METHOD. THE TOOLKIT I ALSO CONTAINS A BUNDLE OF DIGITAL DECISIONS FANTASTIC EYED GRAPHICS PROGRAM.

### SMILING MOUSE I £35 OR £60 WITH EYE-Q

THIS TOOLKIT CONTAINS THE MOUSE AND A SMALL TOOLKIT WHICH CONTAINS ALL YOU NEED TO GET THE MOST OUT OF YOUR MOUSE. USING THESE TOOLS YOU CAN CONTROL THE MOUSE USING THE POINT AND CLICK METHOD. YOU CAN ALSO CONTROL THE MOUSE USING THE POINT AND DRAG METHOD. THE TOOLKIT I ALSO CONTAINS A BUNDLE OF DIGITAL DECISIONS FANTASTIC EYED GRAPHICS PROGRAM.

### COMPLETE TOOLKIT V.B. £15 OR £45 WITH MOUSE

THIS TOOLKIT NOT ONLY CONTAINS ALL THE MOUSE ROUTINES YOU NEED TO GET THE MOST OUT OF YOUR MOUSE. USING THESE TOOLS YOU CAN CONTROL THE MOUSE USING THE POINT AND CLICK METHOD. YOU CAN ALSO CONTROL THE MOUSE USING THE POINT AND DRAG METHOD. THE TOOLKIT I ALSO CONTAINS A BUNDLE OF DIGITAL DECISIONS FANTASTIC EYED GRAPHICS PROGRAM.

### COMPLETE TOOLKIT II £20 OR £50 WITH MOUSE

AS YOU CAN IMAGINE IMPROVING ON THE COMPLETE TOOLKIT TO MAKE IT EVEN BETTER. BUT I THINK YOUR GOING TO HAVE TO AGREE. LEAVE US TO TAKE CARE OF ALL THESE THINGS. YOU CAN ACCESS ALL THESE FEATURES FROM THE MAIN MENU. THE MAIN MENU IS EASY TO USE. IT EVEN HAS A HELP SECTION TO ASSIST YOU. THE DESIGNER HAS CONSIDERED EVERYTHING AND ADDED SEVERAL NEW FEATURES THAT READ LIKE NOVELS TO MAKE IT EVEN MORE INTERESTING. THE ENTIRE TOONS SECTION SO THAT YOU CAN ENJOY YOUR MOUSE. THE TOONS ARE FUN TO USE AND THEY ARE ALL CONTROLLED BY THE MOUSE. THE TOONS ARE ALL CONTROLLED BY THE MOUSE. THE TOONS ARE ALL CONTROLLED BY THE MOUSE.

AS YOU CAN IMAGINE IMPROVING ON THE COMPLETE TOOLKIT TO MAKE IT EVEN BETTER. BUT I THINK YOUR GOING TO HAVE TO AGREE. LEAVE US TO TAKE CARE OF ALL THESE THINGS. YOU CAN ACCESS ALL THESE FEATURES FROM THE MAIN MENU. THE MAIN MENU IS EASY TO USE. IT EVEN HAS A HELP SECTION TO ASSIST YOU. THE DESIGNER HAS CONSIDERED EVERYTHING AND ADDED SEVERAL NEW FEATURES THAT READ LIKE NOVELS TO MAKE IT EVEN MORE INTERESTING. THE ENTIRE TOONS SECTION SO THAT YOU CAN ENJOY YOUR MOUSE. THE TOONS ARE FUN TO USE AND THEY ARE ALL CONTROLLED BY THE MOUSE. THE TOONS ARE ALL CONTROLLED BY THE MOUSE.

## QL GOODIES

- ALL AT THE LOWEST PRICES**
- 1. MICROLEADER PANDORA
  - 2. MICROLEADER SOUND BOARD
  - 3. MICROLEADER POINT AND DRAG
  - 4. MICROLEADER MOUSE
  - 5. MICROLEADER MOUSE
  - 6. MICROLEADER MOUSE
  - 7. MICROLEADER MOUSE
  - 8. MICROLEADER MOUSE
  - 9. MICROLEADER MOUSE
  - 10. MICROLEADER MOUSE
  - 11. MICROLEADER MOUSE
  - 12. MICROLEADER MOUSE
  - 13. MICROLEADER MOUSE
  - 14. MICROLEADER MOUSE
  - 15. MICROLEADER MOUSE
  - 16. MICROLEADER MOUSE
  - 17. MICROLEADER MOUSE
  - 18. MICROLEADER MOUSE
  - 19. MICROLEADER MOUSE
  - 20. MICROLEADER MOUSE
  - 21. MICROLEADER MOUSE
  - 22. MICROLEADER MOUSE
  - 23. MICROLEADER MOUSE
  - 24. MICROLEADER MOUSE
  - 25. MICROLEADER MOUSE
  - 26. MICROLEADER MOUSE
  - 27. MICROLEADER MOUSE
  - 28. MICROLEADER MOUSE
  - 29. MICROLEADER MOUSE
  - 30. MICROLEADER MOUSE
  - 31. MICROLEADER MOUSE
  - 32. MICROLEADER MOUSE
  - 33. MICROLEADER MOUSE
  - 34. MICROLEADER MOUSE
  - 35. MICROLEADER MOUSE
  - 36. MICROLEADER MOUSE
  - 37. MICROLEADER MOUSE
  - 38. MICROLEADER MOUSE
  - 39. MICROLEADER MOUSE
  - 40. MICROLEADER MOUSE
  - 41. MICROLEADER MOUSE
  - 42. MICROLEADER MOUSE
  - 43. MICROLEADER MOUSE
  - 44. MICROLEADER MOUSE
  - 45. MICROLEADER MOUSE
  - 46. MICROLEADER MOUSE
  - 47. MICROLEADER MOUSE
  - 48. MICROLEADER MOUSE
  - 49. MICROLEADER MOUSE
  - 50. MICROLEADER MOUSE
  - 51. MICROLEADER MOUSE
  - 52. MICROLEADER MOUSE
  - 53. MICROLEADER MOUSE
  - 54. MICROLEADER MOUSE
  - 55. MICROLEADER MOUSE
  - 56. MICROLEADER MOUSE
  - 57. MICROLEADER MOUSE
  - 58. MICROLEADER MOUSE
  - 59. MICROLEADER MOUSE
  - 60. MICROLEADER MOUSE
  - 61. MICROLEADER MOUSE
  - 62. MICROLEADER MOUSE
  - 63. MICROLEADER MOUSE
  - 64. MICROLEADER MOUSE
  - 65. MICROLEADER MOUSE
  - 66. MICROLEADER MOUSE
  - 67. MICROLEADER MOUSE
  - 68. MICROLEADER MOUSE
  - 69. MICROLEADER MOUSE
  - 70. MICROLEADER MOUSE
  - 71. MICROLEADER MOUSE
  - 72. MICROLEADER MOUSE
  - 73. MICROLEADER MOUSE
  - 74. MICROLEADER MOUSE
  - 75. MICROLEADER MOUSE
  - 76. MICROLEADER MOUSE
  - 77. MICROLEADER MOUSE
  - 78. MICROLEADER MOUSE
  - 79. MICROLEADER MOUSE
  - 80. MICROLEADER MOUSE
  - 81. MICROLEADER MOUSE
  - 82. MICROLEADER MOUSE
  - 83. MICROLEADER MOUSE
  - 84. MICROLEADER MOUSE
  - 85. MICROLEADER MOUSE
  - 86. MICROLEADER MOUSE
  - 87. MICROLEADER MOUSE
  - 88. MICROLEADER MOUSE
  - 89. MICROLEADER MOUSE
  - 90. MICROLEADER MOUSE
  - 91. MICROLEADER MOUSE
  - 92. MICROLEADER MOUSE
  - 93. MICROLEADER MOUSE
  - 94. MICROLEADER MOUSE
  - 95. MICROLEADER MOUSE
  - 96. MICROLEADER MOUSE
  - 97. MICROLEADER MOUSE
  - 98. MICROLEADER MOUSE
  - 99. MICROLEADER MOUSE
  - 100. MICROLEADER MOUSE

## PDQL Computer Systems and Software

UNIT 1, HEATON HOUSE, CAMDEN STREET, BIRMINGHAM BE 3 BZ. TEL: 021 233 3042



**CASH TRADER UPGRADE:** "Configuration routine a new and welcome feature ... day to day operation is simple ... PDQL ... have done a good job on CASH TRADER ... the main objections to the old version have been overcome."

**CT ANALYSER** now available £25.

**WHAT SINCLAIR QL WORLD SAID about**

**PDQ-PAYROLL:** "... payrolls run in a fraction of the previous time ... a very attractive program ... reliable and fast."

**"ARCHIVE TUTOR** is about the best introduction to the database system."

**"PDQ\_XREF ...** details the total number of Hames, occurrences, alphabetical listing, line numbers etc. in your SuperBASIC program ... one of the most valuable development utilities I have seen ... an indispensable aid."

**"SCREEN FORMAT PRINTER ...** a powerful addition to your library."

**"COMPARE** is essential for anyone requiring information concerning his files."

**"SEEDIT** provides a means to create and edit screen format files in Archive ... a very useful utility and exceptionally good value."

### MAKING THE MOST OF YOU QL OR THOR

#### GRAMS for ARCHIVERS

<b>ARCHIVE TUTOR</b>	£21
Screen Designer (SEEDIT)	£15
Database Recovery	£20
Database Analyser	£7
Screen Format Printer	£7

#### ARCHDEV/RTM

#### PROGRAMS FOR BUSINESSMEN

<b>CASH TRADER UPGRADE</b> (new user)	£80
(existing users - send CT-Boot)	£39
<b>PDQ-PAYROLL</b>	£70
<b>NAME &amp; ADDRESS</b>	£18
(with RTM)	£36
<b>MAILMERGE deLUXE</b>	£14

#### PROGRAMS FOR EVERYBODY

<b>FILE COMPARATOR (COMPARE)</b>	£10
<b>COPIER and VOLUME COMPARATOR</b>	£8
<b>UPERBASIC PROGRAM MONITOR</b>	£7
<b>PDQ_XREF</b>	£15
<b>LAZARUS</b> Disc File Recovery	£20

Order from list or current catalogue. Cheques with order to and catalogue from PDQL. Prices include VAT and postage within the UK. All PDQL programs are THOR compatible.

When ordering please state details of extended memory; disc drive and size; ROM version; toolkits.

We are always happy to discuss your special problems; perhaps one of our programs can help; perhaps we can adapt or modify an existing program - or build a new one - you only have to ask.

**FILEBOUND** works with **SPELLBOUND** - checks completed documents; adds words to the dictionary - available only form PDQL - send sae, blank cartridge and £5 - or with **SPELLBOUND** £35.

**DOMINATION** the addictive Strategy Game - "interesting and quirky a pleasant way to pass a wet Sunday afternoon." (per Sinclair QL WORLD) £9

# MPC SOFTWARE

## SOFTWARE

### LEISURE SOFTWARE

Blocklands.....	£9	Cuboids.....	£9
Bridge Player.....	£12	Scrabble.....	£13
Bridge Player 2.....	£19	Squadrons.....	£15
Chess.....	£17	Startrek.....	£4
Cuthbert in Space.....	£10	Steve Davis Snooker.....	£13
Deathstrike.....	£13	Stoneraider 2.....	£10
Droidzone.....	£9	Strip Poker.....	£13.50
Eidersoft 3 Pack.....	£15	Super Backgammon.....	£11
Farmer.....	£13	Tark Busters.....	£15
Fictionary.....	£10	Type 22.....	£16
Flight.....	£17	Vroom.....	£13.50
Hopper.....	£9	Wanderer.....	£17
Hoverzone.....	£13		
Jabber.....	£9		
Jungle Eddl.....	£13.50	<b>ADVENTURES</b>	
Karate.....	£12	Heart of Gern.....	£15
King.....	£10	Horrorday.....	£13
Lands of Havoc.....	£10	Mortville Manor.....	£17
Lost Pharaoh.....	£13	Nemisis.....	£13.50
Match Point.....	£13	Omega.....	£14
Meteor Storm.....	£10	Omega Disc.....	£15
Mister Smith.....	£10	West.....	£14
Othello 3D.....	£12	Zkull.....	£14
Oxford Trivia.....	£16		

### UTILITIES

BASIC-ally.....	£26
Bag of Tricks 1&2.....	£10

Cartridge Doctor.....	£13.50	Decision Maker.....	£32
Copier.....	£7	Entrepreneur.....	£34
Designer.....	£16	Front page.....	£21
EYE-C.....	£25	Front Page Extra.....	£36
Font Designer.....	£5	Investment Manager.....	£24
Graphic Toolkit.....	£13	PCB Designer 1.....	£90
Gardener.....	£15	PCB Designer 11.....	£99
ICE.....	£25	Project Planner.....	£32
Liberator (Budget Version).....	£29	Spellbound (disc-mdv).....	£29
Liberator (New Version).....	£59	Sideways.....	£18
Nucleon.....	£16	Taskmaster.....	£23
CFlash & Toolkit.....	£19	Technikit.....	£24
CFlash RCM.....	£23	TechniGL.....	£45
GIMP.....	£33	Transact (book keeping).....	£20
GL Paint (Graphiql+).....	£18	Viewpoint.....	£17
QL Peintre.....	£13	Viewpoint (Disc).....	£22
RAM Disc.....	£14	<b>LANGUAGES</b>	
Shrink Programme.....	£5	Assembler Workbench.....	£35
Super Meda Manager.....	£34	Assembler (GST).....	£22
Super Sprite Generator.....	£25	C.....	£80
Touch Typist.....	£11	Forth (Computer 1).....	£30
<b>BUSINESS</b>		Macro Assembler (GST).....	£37
Cash Trader (mdv-Disc).....	£55	Mon GL.....	£20
Concept 3D.....	£28	Pascal (Metacomco).....	£74
Concept 3D & Viewpoint.....	£40	Pascal (Prospero).....	£90

## BOOKS

QL Book of Games.....	£4.00
Sinclair QL Adventures.....	£2.50
Artificial Intelligence on the Sinclair QL.....	£3.00
Maths on the Sinclair QL.....	£3.50
Simulation Techniques on the Sinclair QL.....	PHONE
Quill, Archive, Easel & Abacus on the QL.....	PHONE
Inside the Sinclair QL (Hardware).....	£6.00
Desktop Computing with the Sinclair QL.....	£3.00
Word Processing with the Sinclair QL.....	£3.00
Database Management on the Sinclair QL.....	£3.00
Advanced Programming with the Sinclair QL.....	£4.00
Making the most of the Sinclair QL.....	£4.00
Listing Graphics on the Sinclair QL.....	£7.95
An introduction to Superbasic on the Sinclair QL.....	£3.00
Introducing the Sinclair QL.....	£3.50
Profiting from the QL (Abacus).....	£3.50
QL Computing.....	£4.00
QL Advanced User Guide (QDOS).....	£15.00
Quantum Theory.....	£4.00
QL Quill.....	£4.50
QL Easel.....	£4.50
Sinclair QDOS Companion.....	£6.95
Assembly Language Programming on the Sinclair QL.....	£7.95
QL Service Manual.....	£19.95
Hackers Handbook.....	£4.00
Creating Adventure Programmes on your Computer.....	£2.50
QL Handbook.....	£5.95
QL Compendium.....	£5.95
Exploring Artificial Intelligence on the QL.....	£3.50
Abacus Users Reference Manual.....	£5.00
Quill Users Reference Manual.....	£4.00
Computer Art & Graphics.....	£4.00
IBM PC Users Guide.....	£4.50
Xenix Users Guide.....	£5.00
MSDOS An Introduction.....	£5.00

### SINCLAIR QDOS COMPANION

The QDOS Companion by Andrew Pennell, One of the most prolific authors on the QL, is essential if you are interested in programming your QL in machine code. Covering all the functions of QDOS, giving full information on how to use the TRAPS, and VECYOR calls. It includes details on how to access the keyboard screen, serial ports all from machine code, plus how to write multi-tasking programmes, and how to get the 8049 co-processor to work for you in your programmes. All this and much more..... £6.95

Also from the same author: Assembly language programming on the QL..... £7.95

### QL SERVICE MANUAL

The QL Service Manual is the book issued by Sinclair Research to QL repair companies. It contains all you need to know about the QL hardware, complete with a full quota of circuit diagrams, block diagrams and details on various chips and their function. Diagrams cover the Microdrives, the main circuit board and power supply to all relevant areas. ideal for fault finding or for 'dabblers' wanting to modify certain areas.

### 7 PACK BOOK

The following seven books from the Hutchison QL range at much less than a third of the original prices (over £50).  
 Word Processing on the QL  
 Introduction to Superbasic on the QL  
 Database Management on the Sinclair QL  
 Making the most of the QL  
 Desk top computing on the QL  
 Introduction to Superbasic on the QL  
 ALL 7 FOR £16

## HARDWARE

### DISC PRODUCTS

Cumana disc interface.....	£85
Interface & Single Drive.....	£200
Interface & Dual Drive.....	£290
10 x 3.5" Discettes (guaranteed).....	£25
10 x 3.5" Discette box.....	£4
40 x 3.5" Lockable storage box.....	£13
80 x 3.5" Lockable storage box.....	£18
3.5" Disc head cleaner.....	£8

### MEMORY PRODUCTS

Miracle Expandram.....	£75
Qflash RAM disc.....	£18
Qflash RAM disc (ROM).....	£25
Miracle RAM Disc.....	£14
Talent RAM Disc & Spooler.....	£9
TRUMP CARD.....	£190
Memory (Shrink) Program.....	£5

Additional memory can make your QL run up to 30% faster.

### PERIPHERALS

Centronics Printer Interface.....	£20
Serial Cable.....	£8
Keyboard Membrane.....	£8
Microdrive Cartridges.....	£1.80
4 Microdrives in Wallet.....	£7.60
Joystick Adapter.....	£5
Miracle Modem.....	£46
Schon Keyboard.....	£54
New Schon Keyboard.....	£99

### PRINTERS

Citizen 120D.....	£210
120 CPS Draft	
25 CPS NLQ	
2 Year Guarantee	

Phone for details of other printers

### JOYSTICKS

Elle.....	£13.00
Micro Ace.....	£15.00
Cheetah 125.....	£9.00
Pro Ace.....	£9.00
Pro 9000.....	£14.00
Professional Standard.....	£15.00
Wiz Card.....	£6.00
Arcade Joystick.....	£19.00

Please Telephone for demonstrations.

### POSTAGE TERMS

UK: FREE on orders over £10  
 £1 on orders under £1 per book  
 Europe: £1 plus £1 per book  
 Outside Europe write

MAIL ORDER SERVICE  
 AVAILABLE:

## MPC SOFTWARE

72 JULIAN ROAD  
 WEST BRIDFORD  
 NOTTINGHAM  
 NG2 5AN

## TELEPHONE (0602)

# 820106-455114

PERSONAL CALLERS  
 WELCOMED AT:  
 THE NOTTINGHAM 68000  
 CENTRE  
 40 BRIDGEFORD ROAD  
 WEST BRIDFORD  
 NOTTINGHAM

# STRONG COMPUTER SYSTEMS

BRYN COTTAGE, PENIEL, CARMARTHEN, DYFED SA32 7DJ. TEL: 0267-231246



EXPORT AND TRADE ENQUIRIES PLEASE CALL.

## SANDY PRODUCTS

● SUPERBOARD 512K RAM £209 ●  
INCLUDES PARALELL PRINTER PORT,  
TK1 AND TK2, MOUSE PORT AND QRAM

ABOVE WITH DUAL NEC DRIVES £399

● SPECIAL OFFER ●  
10 FREE DISKS WITH  
EVERY DISK SYSTEM

● SUPERBOARD 512K RAM £99 ●  
INCLUDES PARALELL PRINTER PORT,  
TK AND TK2, MOUSE PORT, AND  
RAM UPGRADE  
ABOVE WITH DUAL NEC DRIVES £289

DUAL NEC DRIVES ..... £199.00  
SUPERBOARD 512K UPGRADE ..... £ 99.00  
● COMING SANDY PRODUCTS ●  
FUTURA QL COMPATIBLE  
SANDY IBM KEYBOARD

MIRACLE SYSTEMS TRUMPCARD INC. 764K RAM, TK2 AND FREE QRAM.... £199.00  
MIRACLE SYSTEMS TRUMPCARD, QRAM AND DUAL NEC DRIVES..... £399.00  
SCHON KEYBOARD ..... £57.00 640K QL COMPUTER ..... £239.00  
10 DS/DD 3.5" DISKS IN CASE ..... £19.00 LOCKUP BOX FOR 30 3.5" DISKS £14.00  
SPECIAL OFFER: 20 3.5" DISKS + FREE STORAGE BOX FOR 40 DISKS £39.00

THE ASTRACOM 1000 MULTISTANDARD INTELLIGENT MODEM ..... £198.00  
Complete with communications Software ●● BT APPROVED ●●  
128KQL COMPUTER WITH 6 FREE BOOKS..... £149.00  
QUALITY PRINTER STAND Suitable for any 80 Col Printer ONLY ..... £ 59.00  
200 WATT UNINTERRUPTABLE POWER SUPPLY ONLY ..... £229.00

SPECIAL OFFER: 6 BOOKS ONLY £19.00  
THE QDOS COMPANION  
ASSEMBLY LANGUAGE ON THE SINCLAIR QL  
QL ADVENTURES  
MATHS ON THE QL  
ARTIFICIAL INTELLIGENCE  
DEVELOPING APPLICATIONS

## PRINTER PRICES INCLUDE MIRACLE SYSTEMS INTERFACE

SEIKOSHA 1300A1 300 CPS (colour option £100 extra) ..... £399.00  
MK135 (135 CPS) FRICTION & TRACTOR ..... £199.00  
ALL EPSON PRINTERS AVAILABLE PHONE FOR PRICES  
CANON PW1080 ..... £289.00  
KAGA TAXAN KP910 ..... £350.00  
DAISYWHEEL MP26 (26 CPS) QUME COMPATIBLE ..... £299.00  
2000 Sheets Fanfold Paper Micro Perf ..... £ 19.00  
2000 Sheets Fanfold Paper (Supplied with printer) ..... £ 16.00  
MIRACLE SYSTEMS PARALELL INTERFACE ..... £ 20.00

## ACCESSORIES

3250 WATT MAINS FILTER ..... £ 36.00  
MIRACLE SYSTEMS MODAPTOR ..... £ 39.00  
MICROSTICK JOYSTICK WITH ADAPTOR ..... £ 16.00  
20 CARTRIDGES WITH TRANSFORM BOX ..... £ 40.00  
10 CARTRIDGES WITH TRANSFORM BOX ..... £ 23.00  
4 Microdrive Cartridges ..... £8.00 Transform Box ..... £ 5.00  
Joystick Adaptor ..... £5.00 Para Cable for Memodisk ..... £10.00  
Serial Printer Cable ..... £8.00 10 DS/DD 5.25" Disks... £19.00

## MONITORS (Cables Included)

Microvitic Cub 1451/DQ3 Colour ..... £249.00  
Microvitic Cub 1451/DQT3 with Swivel Stand ..... £269.00  
Swivel Stand for Microvitic ..... £ 25.00  
Phillips BM7502 20MHZ .Green (RECOMMENDED FOR THE QL) ..... £ 99.00

## RIBBONS

BROTHER M1009 ..... £5.00 MT80 or Shinwa ..... £ 6.00  
QUEN DATA ..... £6.00 SP1000A (Sinclair) ..... £ 7.00  
TAXAN/CANON ..... £8.00 EPSON RX/MX/FX ..... £ 6.00  
EPSON LX80 ..... £5.00 CITIZEN 120D ..... £ 6.00

## BUSINESS

INVESTMENT MONITOR ..... £ 19.00  
PBC DESIGNER 1 ..... £ 89.00  
PCB DESIGNER 2 ..... £ 89.00  
TALENT TECHNIQL ..... £ 44.00  
CONCEPT 3D CAD ..... £ 34.00  
RUBICON VIEWPOINT ..... £ 24.00  
DIGITAL EYE Q ..... £ 24.00  
QDRAW ..... £ 14.00  
SIGN DESIGNER ..... £ 19.00  
FRONT PAGE ..... £ 24.00  
PRO ASTROLOGER CART/DISK ..... £ 49.00  
PRO ASTROLOGER + ASTRONOMER ..... £ 59.00  
QL SERVICE MANUAL ..... £ 19.00  
PROCAD 3 ..... £ 39.00

## Software

### LANGUAGES

METACOMCO ASSEMBLER ..... £ 29.00  
METACOMCO BCP ..... £ 49.00  
METACOMCO LISP ..... £ 49.00  
METACOMCO PASCAL ..... £ 69.00  
METACOMCO 'C' ..... £ 79.00  
PRO FORTRAN ..... £ 89.00  
PRO PASCAL ..... £ 89.00  
DIGITAL TURBO ..... £ 89.00  
TALENT WORKBENCH ..... £ 19.00  
QL LIBERATOR ..... £ 59.00  
FORTH + REVERSI ..... £ 35.00

BRIDGE PLAYER II ..... £ 17.00  
WAR IN THE EAST COMPLETE ..... £ 39.00  
WAR IN THE EAST (SCEN. 1) ..... £ 20.00  
WAR IN THE EAST (SCEN. 2 OR 3) ..... £ 13.00  
PSION CHESS ..... £ 16.00  
PSION MATCHPOINT ..... £ 12.00  
RUBICON DRAGONHOLD ..... £ 14.00  
LEISURE GENIUS SCRABBLE ..... £ 12.00  
HYPERDRIVE ..... £ 12.00  
DIGITAL DROIDZONE ..... £ 9.00  
DIGITAL SUPER ARCADIA ..... £ 9.00  
TALENT DEATHSTRIKE ..... £ 14.00

### UTILITIES

DIGITAL MEDIA MANAGER ..... £ 35.00  
THE EDITOR ON CART (128K VER.) ..... £ 24.00  
THE EDITOR ON DISK (640K VER.) ..... £ 39.00  
TALENT TECHNIKIT ..... £ 24.00  
TALENT GIMP ..... £ 29.00  
TALENT BASIC ALLY ..... £ 29.00  
DISK & PRINT SPOOLER ..... £ 9.00  
TALENT SIDEWAYS ..... £ 19.00  
DIGITAL SPRITE GENERATOR ..... £ 29.00  
LOCKSMITH ..... £ 12.00  
4 MATTER ..... £ 12.00  
QMON MONITOR/DEBUGGER ..... £ 18.00  
TALENT CARTRIDGE DOCTOR ..... £ 13.00  
TASKMASTER ..... £ 25.00

## LEISURE

TALENT WEST ..... £ 12.00  
TALENT ZKUL ..... £ 12.00  
TALENT COSMOS ..... £ 12.00  
TALENT THE LOST PHARO ..... £ 13.00  
TALENT JUNGLE EDDI ..... £ 13.00  
TALENT NEMESIS ..... £ 13.00  
TALENT OXFORD TRIVIA ..... £ 16.00  
TALENT STRIP POKER ..... £ 13.00  
DIGITAL SUPERBACKGAMMON ..... £ 11.00  
DIGITAL BLOCKLANDS ..... £ 9.00  
TALENT HOVERZONE ..... £ 14.00

OMEGA (DISK 3.5") ..... £ 15.00  
OMEGA (CART) ..... £ 14.00  
STEVE DAVIS SNOOKER ..... £ 12.00  
SELLASOFT TANKBUSTERS ..... £ 14.00  
TALENT HOVERZONE ..... £ 14.00  
STONE RAIDER II ..... £ 13.00  
SQUADRONS ..... £ 13.00  
TOUCH TYPIST ..... £ 12.00  
DATALINK 3D SLIME ..... £ 11.00  
HEART OF GERN (NEW ADVENTURE) ..... £ 15.00  
DIGITAL SUPER ASTROLOGER ..... £ 22.00  
TALENT TYPE 22 (TACTICAL) ..... £ 17.00

ALL PRICES INCLUDE VAT & CARRIAGE